

# University of Nebraska - Kearney

## Global Education Survey - International Students

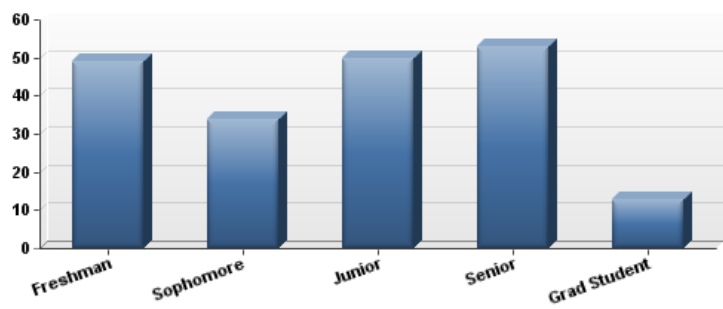
1. I am a US citizen.



#	Answer	Bar	Response	%
1	Yes	<div></div>	636	72%
2	No	<div></div>	250	28%
	Total		886	

Statistic	Value
Min Value	1
Max Value	2
Mean	1.28
Variance	0.20
Standard Deviation	0.45
Total Responses	886

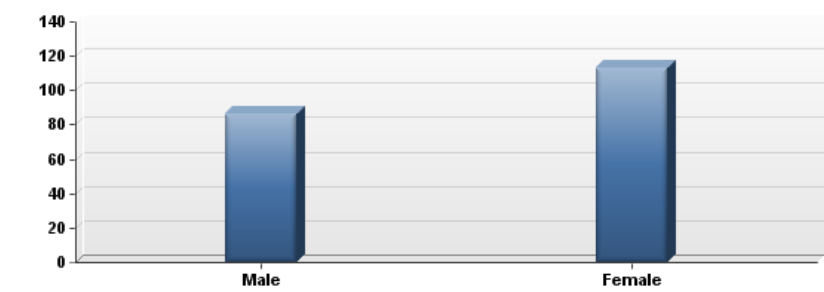
2. I am a:



#	Answer	Bar	Response	%
1	Freshman	<div></div>	49	25%
2	Sophomore	<div></div>	34	17%
3	Junior	<div></div>	50	25%
4	Senior	<div></div>	53	27%
5	Grad Student	<div></div>	13	7%
	Total		199	

Statistic	Value
Min Value	1
Max Value	5
Mean	2.73
Variance	1.62
Standard Deviation	1.27
Total Responses	199

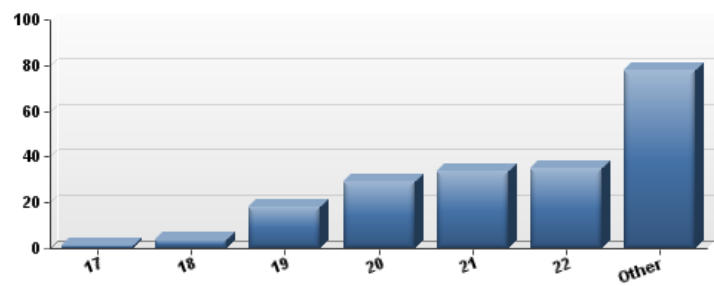
3. Sex



#	Answer	Bar	Response	%
1	Male	<div></div>	86	43%
2	Female	<div></div>	113	57%
	Total		199	

Statistic	Value
Min Value	1
Max Value	2
Mean	1.57
Variance	0.25
Standard Deviation	0.50
Total Responses	199

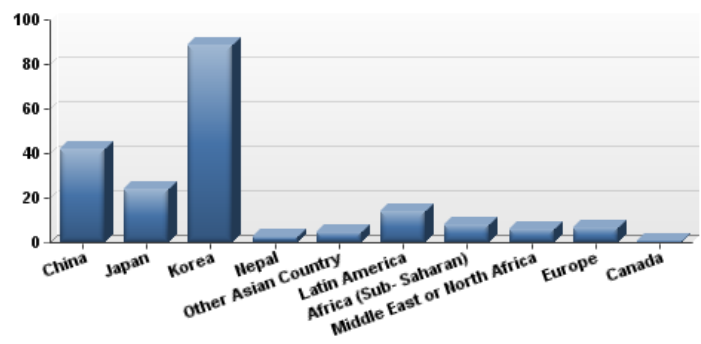
4. Age



#	Answer	Bar	Response	%
1	17		1	1%
2	18		4	2%
3	19		18	9%
4	20		29	15%
5	21		34	17%
6	22		35	18%
7	Other		78	39%
	Total		199	

Statistic	Value
Min Value	1
Max Value	7
Mean	5.55
Variance	2.22
Standard Deviation	1.49
Total Responses	199

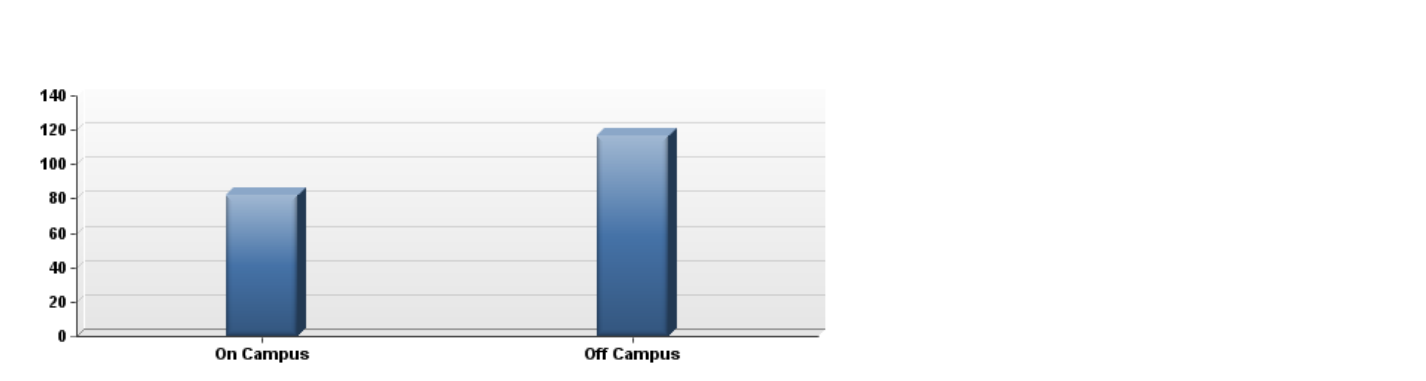
5. I am From



#	Answer	Bar	Response	%
1	China	<div></div>	42	21%
2	Japan	<div></div>	24	12%
3	Korea	<div></div>	89	45%
4	Nepal	<div></div>	3	2%
5	Other Asian Country	<div></div>	5	3%
6	Latin America	<div></div>	14	7%
7	Africa (Sub- Saharan)	<div></div>	8	4%
8	Middle East or North Africa	<div></div>	6	3%
9	Europe	<div></div>	7	4%
10	Canada	<div></div>	1	1%
	Total		199	

Statistic	Value
Min Value	1
Max Value	10
Mean	3.29
Variance	4.56
Standard Deviation	2.14
Total Responses	199

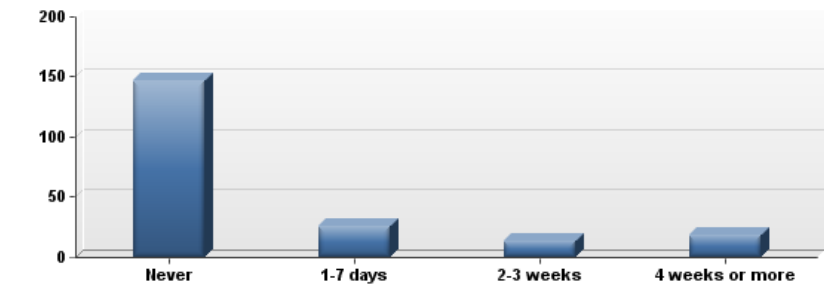
6. I live



#	Answer	Bar	Response	%
1	On Campus	<div></div>	82	41%
2	Off Campus	<div></div>	117	59%
	Total		199	

Statistic	Value
Min Value	1
Max Value	2
Mean	1.59
Variance	0.24
Standard Deviation	0.49
Total Responses	199

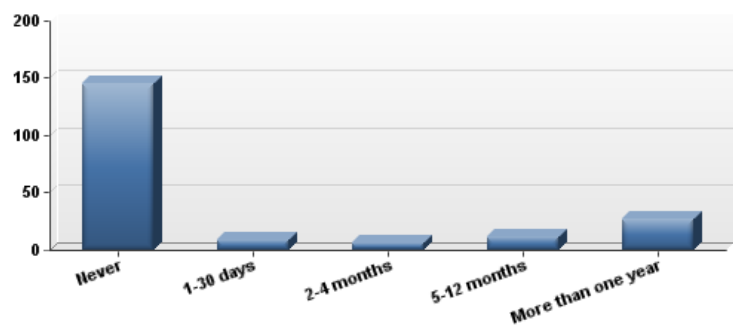
7. Before coming to Kearney, I was a tourist in the USA



#	Answer	Bar	Response	%
1	Never	<div></div>	147	74%
2	1-7 days	<div></div>	26	13%
3	2-3 weeks	<div></div>	13	7%
4	4 weeks or more	<div></div>	19	10%

Statistic	Value
Min Value	1
Max Value	4
Total Responses	199

8. Before coming to Kearney, I studied or worked in the USA or other English-speaking country

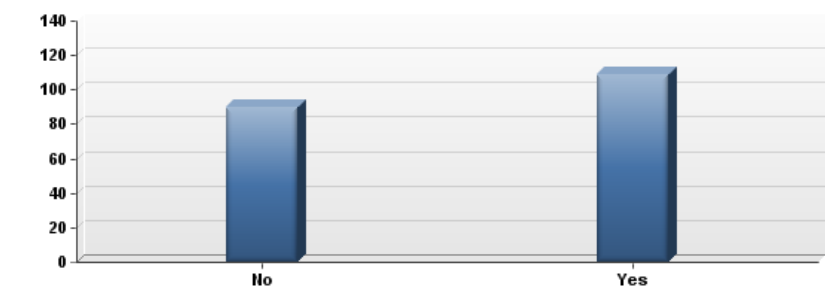


#	Answer	Bar	Response	%
1	Never	<div></div>	145	73%
2	1-30 days	<div></div>	9	5%
3	2-4 months	<div></div>	6	3%
4	5-12 months	<div></div>	12	6%
5	More than one year	<div></div>	27	14%
	Total		199	

Statistic	Value
Min Value	1
Max Value	5
Mean	1.83
Variance	2.20
Standard Deviation	1.48
Total Responses	199



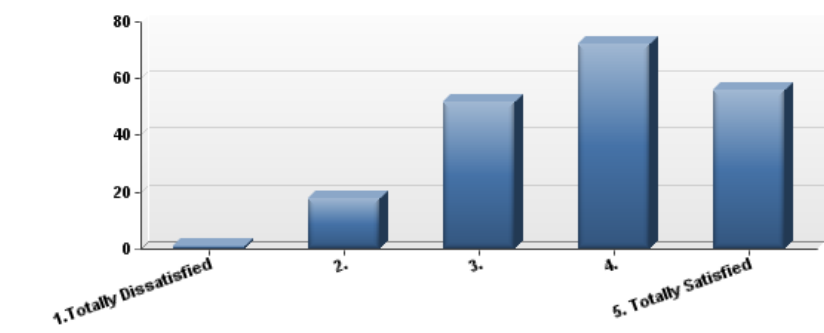
9. I would like participate in UNK's Semester Abroad program (in Peru, China, or Europe).



#	Answer	Bar	Response	%
1	No	<div></div>	90	45%
2	Yes	<div></div>	109	55%
	Total		199	

Statistic	Value
Min Value	1
Max Value	2
Mean	1.55
Variance	0.25
Standard Deviation	0.50
Total Responses	199

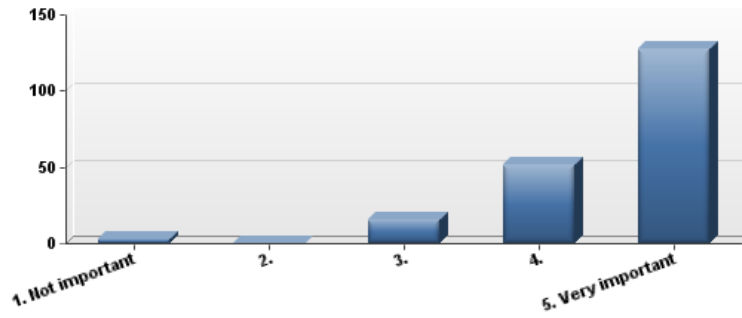
10. Are you satisfied with your academic progress at UNK?



#	Answer	Bar	Response	%
1	1.Totally Dissatisfied		1	1%
2	2.		18	9%
3	3.		52	26%
4	4.		72	36%
5	5. Totally Satisfied		56	28%
	Total		199	

Statistic	Value
Min Value	1
Max Value	5
Mean	3.82
Variance	0.92
Standard Deviation	0.96
Total Responses	199

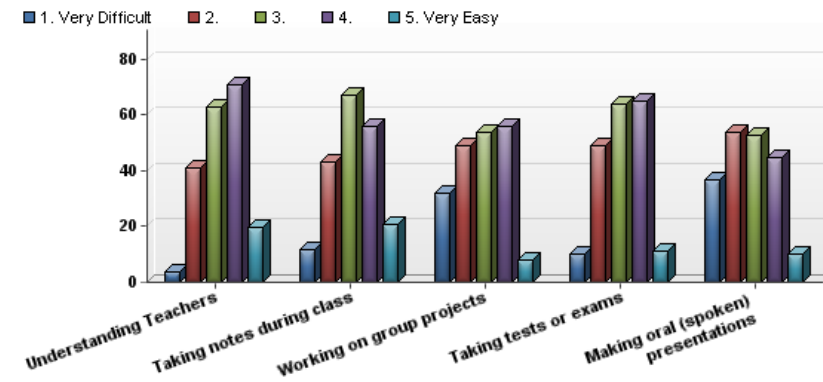
11. How important is it to your family that you succeed in your studies?



#	Answer	Bar	Response	%
1	1. Not important		3	2%
2	2.		0	0%
3	3.		16	8%
4	4.		52	26%
5	5. Very important		128	64%
	Total		199	

Statistic	Value
Min Value	1
Max Value	5
Mean	4.52
Variance	0.59
Standard Deviation	0.77
Total Responses	199

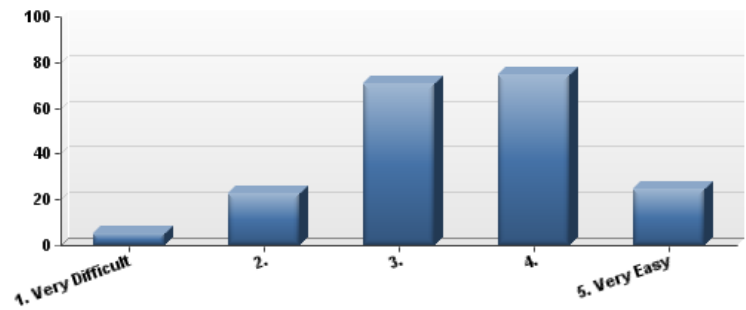
12. How difficult are the following educational activities for you?



#	Question	1. Very Difficult	2.	3.	4.	5. Very Easy	Total Responses	Mean
1	Understanding Teachers	4	41	63	71	20	199	3.31
2	Taking notes during class	12	43	67	56	21	199	3.16
3	Working on group projects	32	49	54	56	8	199	2.79
4	Taking tests or exams	10	49	64	65	11	199	3.09
5	Making oral (spoken) presentations	37	54	53	45	10	199	2.68

Statistic	Understanding Teachers	Taking notes during class	Working on group projects	Taking tests or exams	Making oral (spoken) presentations
Min Value	1	1	1	1	1
Max Value	5	5	5	5	5
Mean	3.31	3.16	2.79	3.09	2.68
Variance	0.95	1.14	1.30	0.99	1.35
Standard Deviation	0.98	1.07	1.14	1.00	1.16
Total Responses	199	199	199	199	199

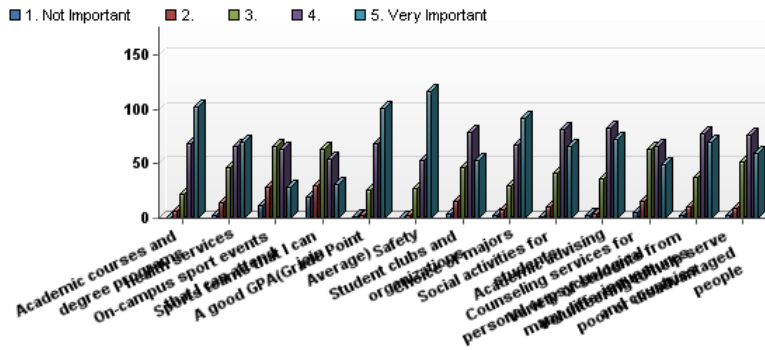
13. How difficult is your daily life at UNK:



#	Answer	Bar	Response	%
1	1. Very Difficult	<div></div>	5	3%
2	2.	<div></div>	23	12%
3	3.	<div></div>	71	36%
4	4.	<div></div>	75	38%
5	5. Very Easy	<div></div>	25	13%
	Total		199	

Statistic	Value
Min Value	1
Max Value	5
Mean	3.46
Variance	0.89
Standard Deviation	0.94
Total Responses	199

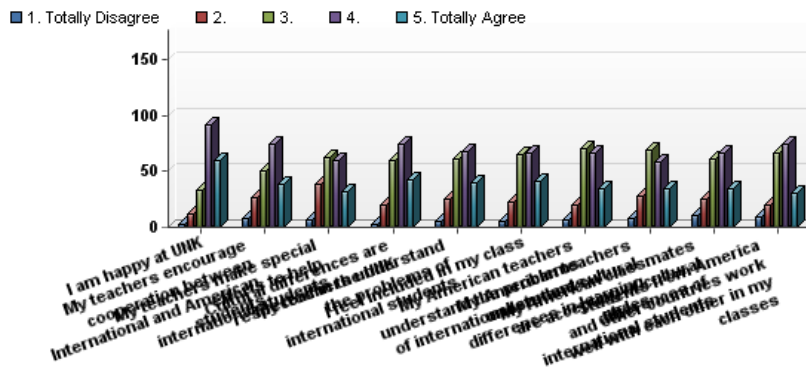
14. The most important things I want at University are excellent:



#	Question	1. Not Important	2.	3.	4.	5. Very Important	Total Responses	Mean
1	Academic courses and degree programs	0	7	22	68	102	199	4.33
2	Health services	2	14	47	66	70	199	3.94
3	On-campus sport events that I can attend	12	28	66	64	29	199	3.35
4	Sports teams that I can join	20	30	64	54	31	199	3.23
5	A good GPA(Grade Point Average)	1	3	26	68	101	199	4.33
6	Safety	0	2	27	53	117	199	4.43
7	Student clubs and organizations	4	16	47	79	53	199	3.81
8	Choice of majors	2	8	30	67	92	199	4.20
9	Social activities for students	1	10	41	81	66	199	4.01
10	Academic advising	3	4	36	83	73	199	4.10
11	Counseling services for personal or psychological issues	5	15	64	66	49	199	3.70
12	Variety of students from many different cultures and countries	3	10	38	78	70	199	4.02
13	Volunteering to help serve poor or disadvantaged people	3	9	52	76	59	199	3.90

Statistic	Academic courses and degree programs	Health services	On-campus sport events that I can attend	Sports teams that I can join	A good GPA(Grade Point Average)	Safety	Student clubs and organizations	Choice of majors	Social activities for students	Academic advising	Counseling services for personal or psychological issues	Variety of students from many different cultures and countries	Volunteering to help serve poor or disadvantaged people
Min Value	2	1	1	1	1	2	1	1	1	1	1	1	1
Max Value	5	5	5	5	5	5	5	5	5	5	5	5	5
Mean	4.33	3.94	3.35	3.23	4.33	4.43	3.81	4.20	4.01	4.10	3.70	4.02	3.90
Variance	0.66	0.96	1.17	1.40	0.64	0.58	0.97	0.83	0.79	0.76	1.01	0.88	0.87
Standard Deviation	0.81	0.98	1.08	1.18	0.80	0.76	0.99	0.91	0.89	0.87	1.00	0.94	0.93
Total Responses	199	199	199	199	199	199	199	199	199	199	199	199	199

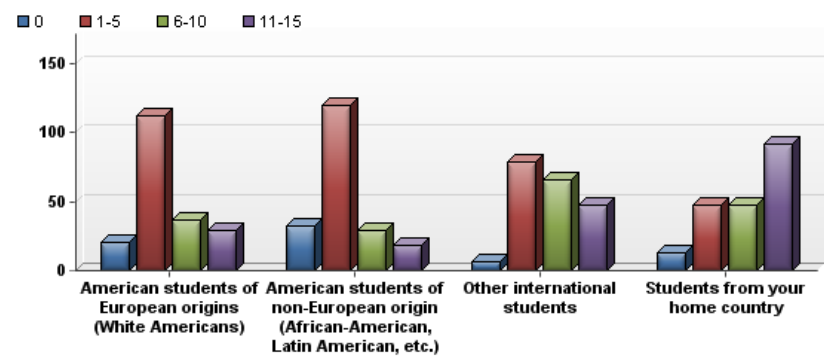
15. How much do you agree or disagree with the following statements?



#	Question	1. Totally Disagree	2.	3.	4.	5. Totally Agree	Total Responses	Mean
1	I am happy at UNK	2	12	33	92	60	199	3.98
2	My teachers encourage cooperation between International and American students	8	27	51	74	39	199	3.55
3	My teachers make special efforts to help international students	7	38	62	60	32	199	3.36
4	Cultural differences are respected in the UNK	2	20	60	75	42	199	3.68
5	My teachers understand the problems of international students	5	25	61	68	40	199	3.57
6	I feel included in my class	5	22	65	66	41	199	3.58
7	My American teachers understand the problems of international students	7	20	70	67	35	199	3.52
8	My American teachers understand cultural differences in learning styles	8	28	69	59	35	199	3.43
9	My American classmates are accepting of cultural differences of international students	11	25	61	67	35	199	3.45
10	Students from America and other countries work well with each other in my classes	9	20	66	74	30	199	3.48

Statistic	I am happy at UNK	My teachers encourage cooperation between International and American students	My teachers make special efforts to help international students	Cultural differences are respected in the UNK	My teachers understand the problems of international students	I feel included in my class	My American teachers understand the problems of international students	My American teachers understand cultural differences in learning styles	My American classmates are accepting of cultural differences of international students	Students from America and other countries work well with each other in my classes
Min Value	1	1	1	1	1	1	1	1	1	1
Max Value	5	5	5	5	5	5	5	5	5	5
Mean	3.98	3.55	3.36	3.68	3.57	3.58	3.52	3.43	3.45	3.48
Variance	0.80	1.16	1.15	0.91	1.05	1.03	1.02	1.12	1.19	1.03
Standard Deviation	0.90	1.08	1.07	0.95	1.03	1.02	1.01	1.06	1.09	1.01
Total Responses	199	199	199	199	199	199	199	199	199	199

16. How many good or dose friends do you have from the following groups of students:

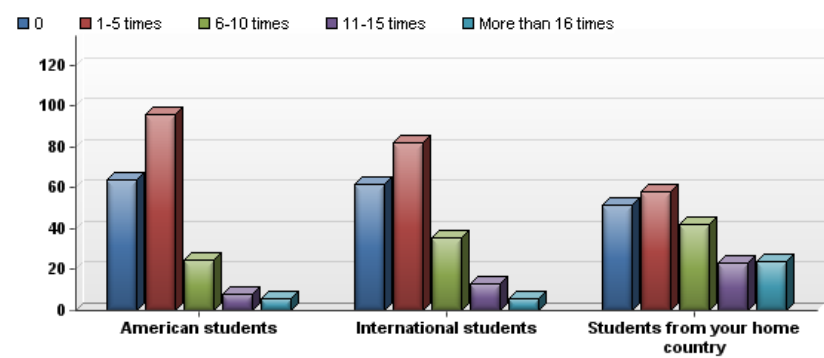


#	Question	0	1-5	6-10	11-15	Total Responses	Mean
2	American students of non-European origin (African-American, Latin American, etc.)	32	120	29	18	199	2.17
1	American students of European origins (White Americans)	21	112	37	29	199	2.37
4	Students from your home country	13	47	47	92	199	3.10
3	Other international students	7	79	66	47	199	2.77

Statistic	American students of European origins (White Americans)	American students of non-European origin (African-American, Latin American, etc.)	Other international students	Students from your home country
Min Value	1	1	1	1
Max Value	4	4	4	4
Mean	2.37	2.17	2.77	3.10
Variance	0.74	0.64	0.72	0.96
Standard Deviation	0.86	0.80	0.85	0.98
Total Responses	199	199	199	199



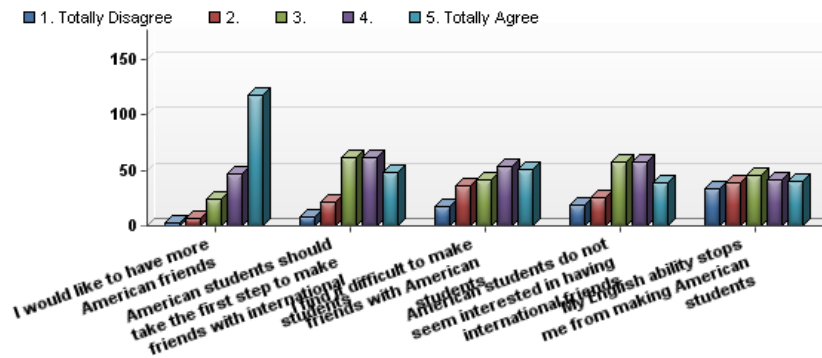
17. How often do you study with the following groups of people per month?



#	Question	0	1-5 times	6-10 times	11-15 times	More than 16 times	Total Responses	Mean
1	American students	64	96	25	8	6	199	1.97
2	International students	62	82	36	13	6	199	2.09
3	Students from your home country	52	58	42	23	24	199	2.54

Statistic	American students	International students	Students from your home country
Min Value	1	1	1
Max Value	5	5	5
Mean	1.97	2.09	2.54
Variance	0.88	1.02	1.73
Standard Deviation	0.94	1.01	1.32
Total Responses	199	199	199

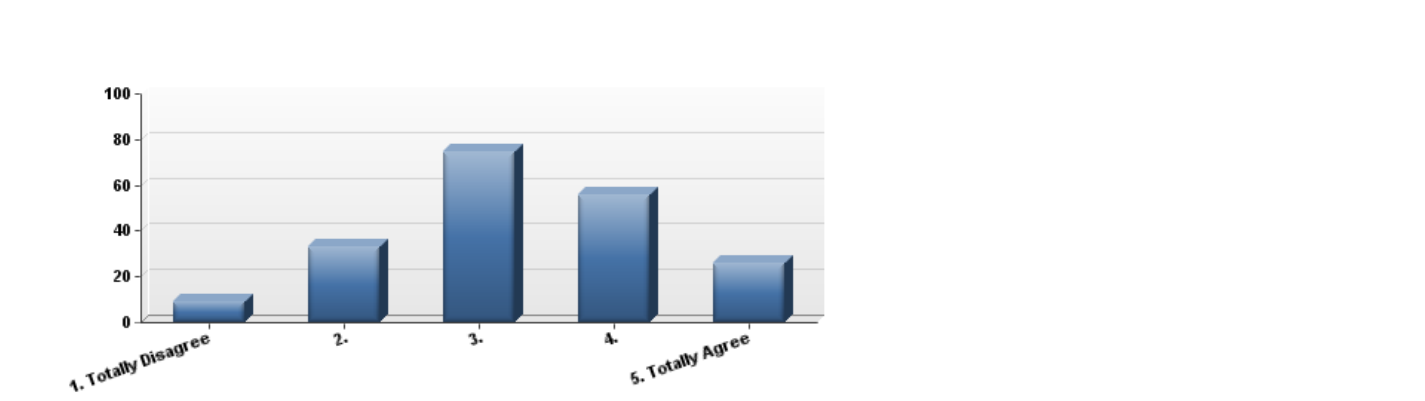
18. Here are some questions about making friends with American students



#	Question	1. Totally Disagree	2.	3.	4.	5. Totally Agree	Total Responses	Mean
1	I would like to have more American friends	3	7	24	47	118	199	4.36
2	American students should take the first step to make friends with international students	8	21	61	61	48	199	3.60
3	I find it difficult to make friends with American students	18	36	41	53	51	199	3.42
4	American students do not seem interested in having international friends	19	26	58	57	39	199	3.36
5	My English ability stops me from making American students	34	39	45	41	40	199	3.07

Statistic	I would like to have more American friends	American students should take the first step to make friends with international students	I find it difficult to make friends with American students	American students do not seem interested in having international friends	My English ability stops me from making American students
Min Value	1	1	1	1	1
Max Value	5	5	5	5	5
Mean	4.36	3.60	3.42	3.36	3.07
Variance	0.87	1.18	1.67	1.46	1.89
Standard Deviation	0.93	1.09	1.29	1.21	1.38
Total Responses	199	199	199	199	199

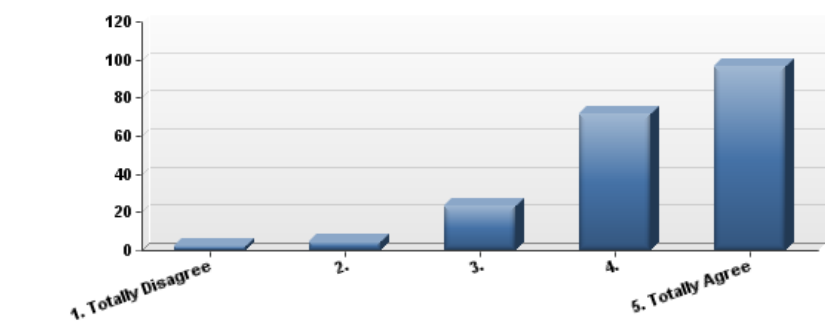
19. I find it easy to communicate with American students.



#	Answer	Bar	Response	%
1	1. Totally Disagree	<div></div>	9	5%
2	2.	<div></div>	33	17%
3	3.	<div></div>	75	38%
4	4.	<div></div>	56	28%
5	5. Totally Agree	<div></div>	26	13%
	Total		199	

Statistic	Value
Min Value	1
Max Value	5
Mean	3.29
Variance	1.07
Standard Deviation	1.04
Total Responses	199

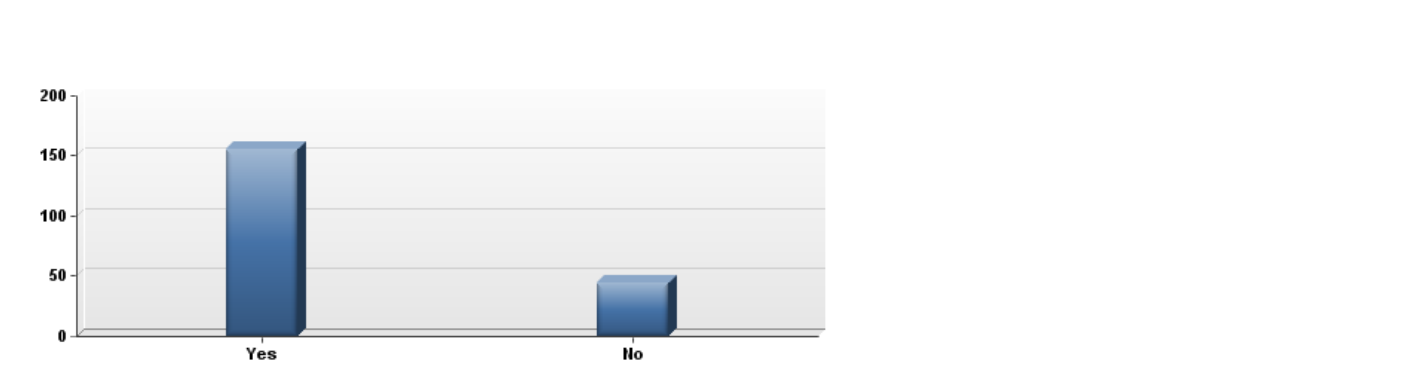
20. I am interested in learning about America and its culture.



#	Answer	Bar	Response	%
1	1. Totally Disagree		2	1%
2	2.		5	3%
3	3.		23	12%
4	4.		72	36%
5	5. Totally Agree		97	49%
	Total		199	

Statistic	Value
Min Value	1
Max Value	5
Mean	4.29
Variance	0.71
Standard Deviation	0.84
Total Responses	199

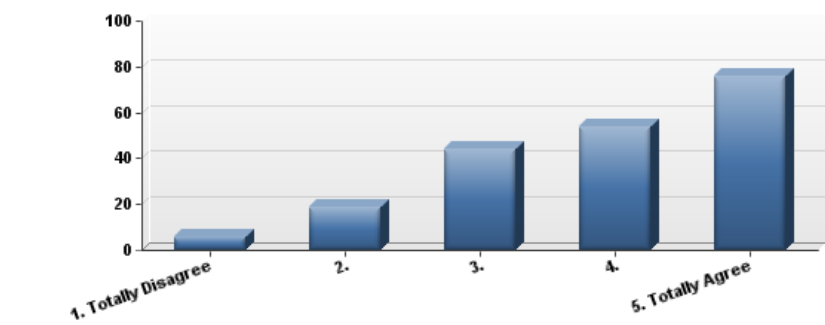
21. I have participated in Conversation Tables or Conversation Partners programs



#	Answer	Bar	Response	%
1	Yes	<div></div>	155	78%
2	No	<div></div>	44	22%
	Total		199	

Statistic	Value
Min Value	1
Max Value	2
Mean	1.22
Variance	0.17
Standard Deviation	0.42
Total Responses	199

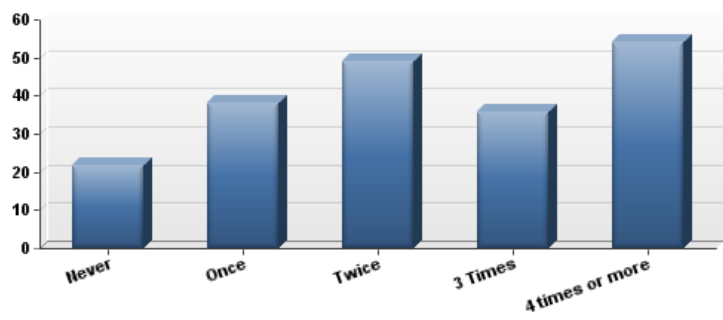
22. I would like to participate in the Conversation Tables or Conversation Partners programs



#	Answer	Bar	Response	%
1	1. Totally Disagree		6	3%
2	2.		19	10%
3	3.		44	22%
4	4.		54	27%
5	5. Totally Agree		76	38%
	Total		199	

Statistic	Value
Min Value	1
Max Value	5
Mean	3.88
Variance	1.25
Standard Deviation	1.12
Total Responses	199

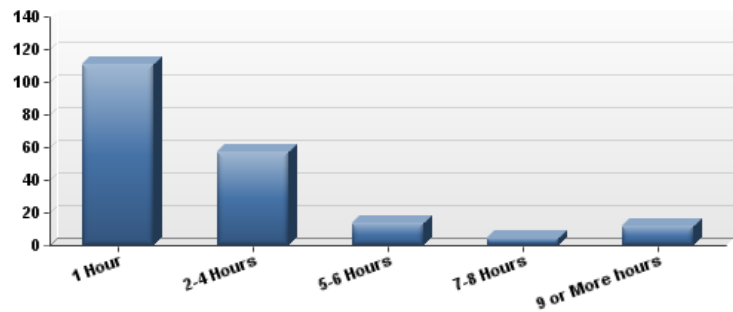
23. Each semester, I attend American cultural or social events on campus:



#	Answer	Bar	Response	%
1	Never	<div></div>	22	11%
2	Once	<div></div>	38	19%
3	Twice	<div></div>	49	25%
4	3 Times	<div></div>	36	18%
5	4 times or more	<div></div>	54	27%
	Total		199	

Statistic	Value
Min Value	1
Max Value	5
Mean	3.31
Variance	1.81
Standard Deviation	1.35
Total Responses	199

24. Each week, I participate in American campus student organizations

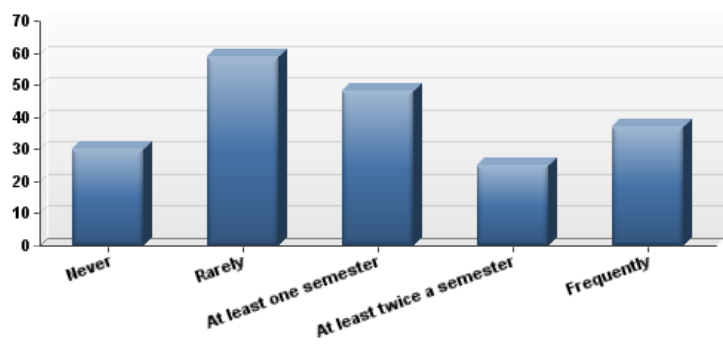


#	Answer	Bar	Response	%
1	1 Hour	<div></div>	111	56%
2	2-4 Hours	<div></div>	57	29%
3	5-6 Hours	<div></div>	14	7%
4	7-8 Hours	<div></div>	5	3%
5	9 or More hours	<div></div>	12	6%
	Total		199	

Statistic	Value
Min Value	1
Max Value	5
Mean	1.74
Variance	1.21
Standard Deviation	1.10
Total Responses	199



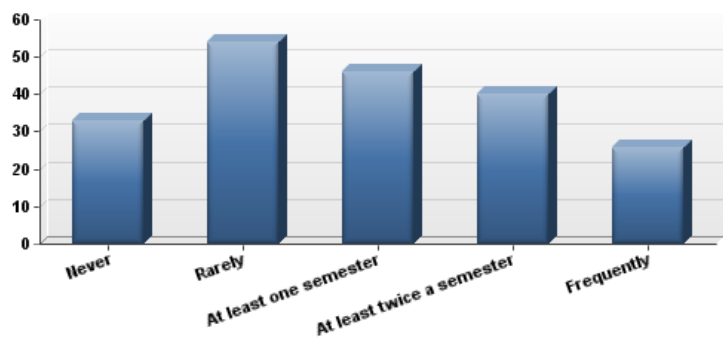
25. I have helped American students with their studies, or with other questions they may have.



#	Answer	Bar	Response	%
1	Never	<div></div>	30	15%
2	Rarely	<div></div>	59	30%
3	At least one semester	<div></div>	48	24%
4	At least twice a semester	<div></div>	25	13%
5	Frequently	<div></div>	37	19%
	Total		199	

Statistic	Value
Min Value	1
Max Value	5
Mean	2.90
Variance	1.77
Standard Deviation	1.33
Total Responses	199

26. I invite American students to attend social or other events with me



#	Answer	Bar	Response	%
1	Never	<div></div>	33	17%
2	Rarely	<div></div>	54	27%
3	At least one semester	<div></div>	46	23%
4	At least twice a semester	<div></div>	40	20%
5	Frequently	<div></div>	26	13%
	Total		199	

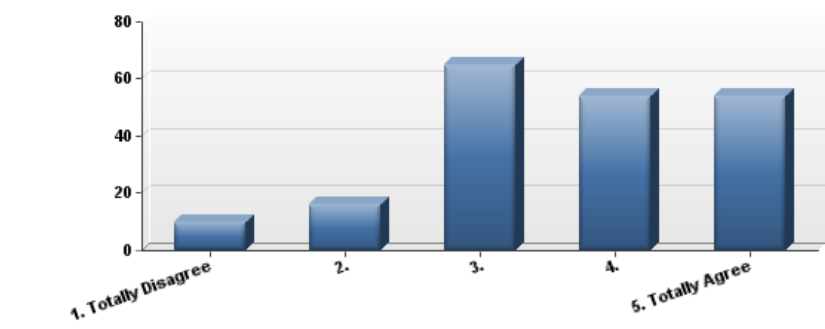
Statistic	Value
Min Value	1
Max Value	5
Mean	2.86
Variance	1.65
Standard Deviation	1.28
Total Responses	199

27. I invite American students to my home

#	Answer	Bar	Response	%
1	Never	<div></div>	56	28%
2	Rarely	<div></div>	52	26%
3	At least one semester	<div></div>	34	17%
4	At least twice a semester	<div></div>	36	18%
5	Frequently	<div></div>	21	11%
	Total		199	

Statistic	Value
Min Value	1
Max Value	5
Mean	2.57
Variance	1.81
Standard Deviation	1.35
Total Responses	199

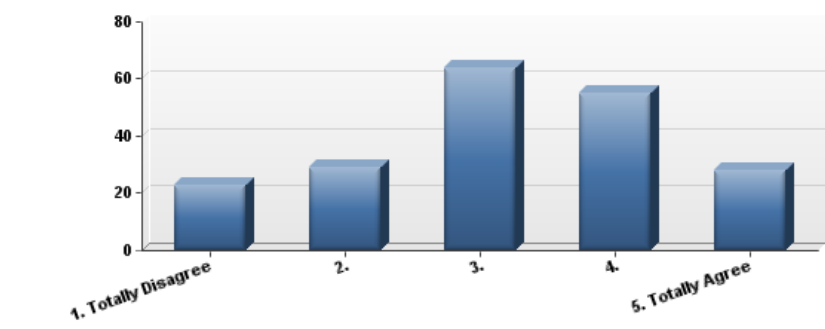
28. I would like to have an American student as a roommate.



#	Answer	Bar	Response	%
1	1. Totally Disagree	<div></div>	10	5%
2	2.	<div></div>	16	8%
3	3.	<div></div>	65	33%
4	4.	<div></div>	54	27%
5	5. Totally Agree	<div></div>	54	27%
	Total		199	

Statistic	Value
Min Value	1
Max Value	5
Mean	3.63
Variance	1.24
Standard Deviation	1.12
Total Responses	199

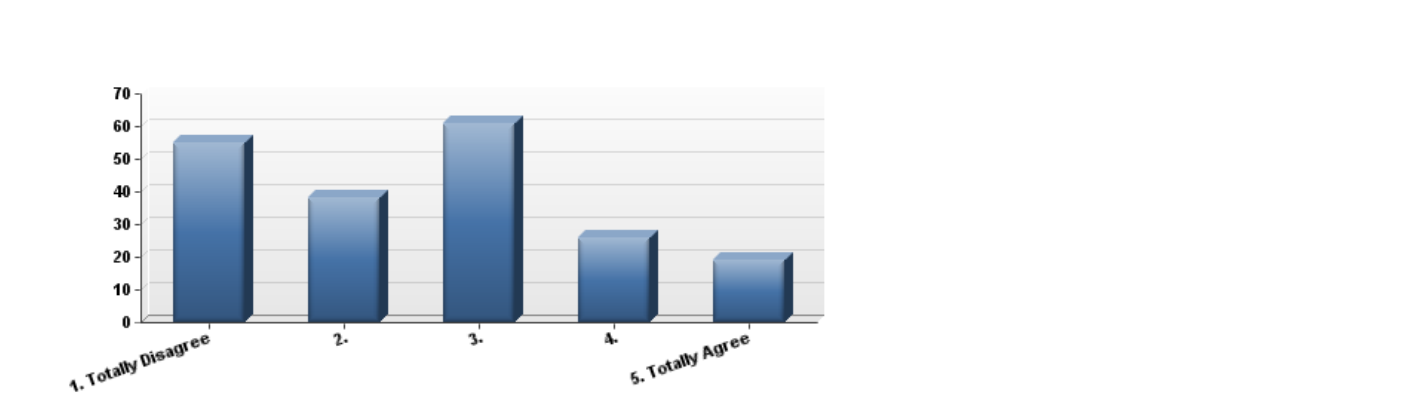
29. I would be much more comfortable living with someone from my own country.



#	Answer	Bar	Response	%
1	1. Totally Disagree	<div></div>	23	12%
2	2.	<div></div>	29	15%
3	3.	<div></div>	64	32%
4	4.	<div></div>	55	28%
5	5. Totally Agree	<div></div>	28	14%
	Total		199	

Statistic	Value
Min Value	1
Max Value	5
Mean	3.18
Variance	1.42
Standard Deviation	1.19
Total Responses	199

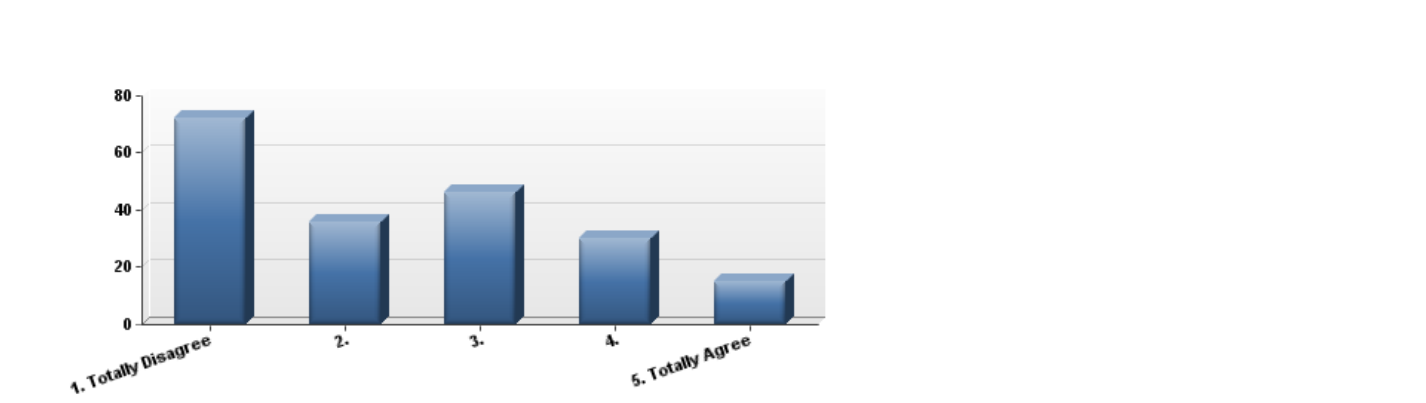
30. I socialize only with international students.



#	Answer	Bar	Response	%
1	1. Totally Disagree	<div></div>	55	28%
2	2.	<div></div>	38	19%
3	3.	<div></div>	61	31%
4	4.	<div></div>	26	13%
5	5. Totally Agree	<div></div>	19	10%
	Total		199	

Statistic	Value
Min Value	1
Max Value	5
Mean	2.58
Variance	1.64
Standard Deviation	1.28
Total Responses	199

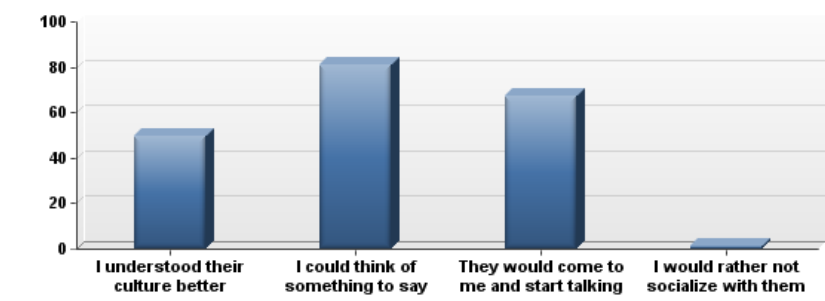
31. I socialize only with students from my country



#	Answer	Bar	Response	%
1	1. Totally Disagree	<div></div>	72	36%
2	2.	<div></div>	36	18%
3	3.	<div></div>	46	23%
4	4.	<div></div>	30	15%
5	5. Totally Agree	<div></div>	15	8%
Total			199	

Statistic	Value
Min Value	1
Max Value	5
Mean	2.40
Variance	1.73
Standard Deviation	1.31
Total Responses	199

32. I think I would socialize with American students if

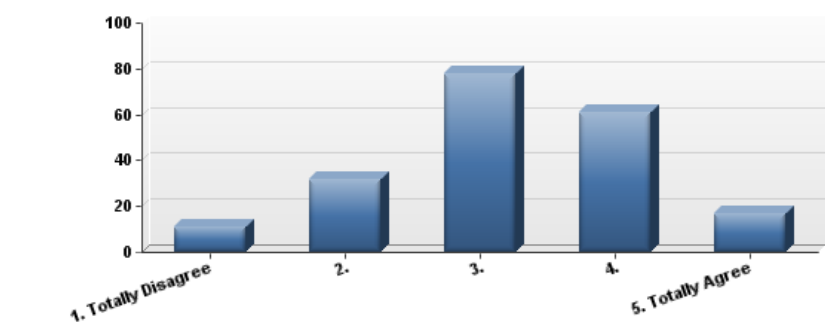


#	Answer	Bar	Response	%
1	I understood their culture better	<div></div>	50	25%
2	I could think of something to say	<div></div>	81	41%
3	They would come to me and start talking	<div></div>	67	34%
4	I would rather not socialize with them	<div></div>	1	1%
Total			199	

Statistic	Value
Min Value	1
Max Value	4
Mean	2.10
Variance	0.60
Standard Deviation	0.78
Total Responses	199



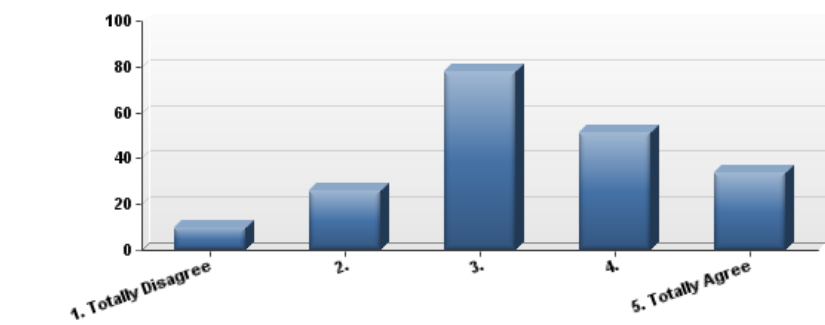
33. American students in my classes perform well in group work with international students.



#	Answer	Bar	Response	%
1	1. Totally Disagree	<div></div>	11	6%
2	2.	<div></div>	32	16%
3	3.	<div></div>	78	39%
4	4.	<div></div>	61	31%
5	5. Totally Agree	<div></div>	17	9%
	Total		199	

Statistic	Value
Min Value	1
Max Value	5
Mean	3.21
Variance	0.99
Standard Deviation	1.00
Total Responses	199

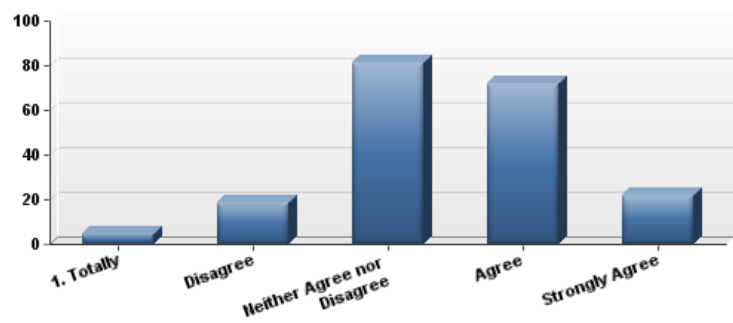
34. I believe that international students should receive the same support services as American students, rather than adding special services for us.



#	Answer	Bar	Response	%
1	1. Totally Disagree	<div></div>	10	5%
2	2.	<div></div>	26	13%
3	3.	<div></div>	78	39%
4	4.	<div></div>	51	26%
5	5. Totally Agree	<div></div>	34	17%
	Total		199	

Statistic	Value
Min Value	1
Max Value	5
Mean	3.37
Variance	1.14
Standard Deviation	1.07
Total Responses	199

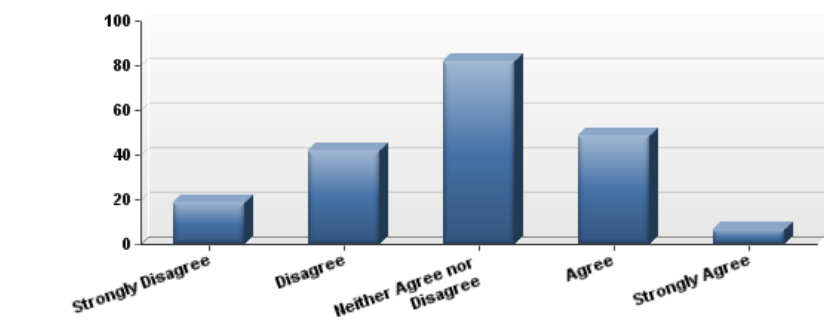
35. It may be a good idea to be with American students on campus, but not in a way that I should change my way of speaking, acting or doing things.



#	Answer	Bar	Response	%
1	1. Totally	<div></div>	5	3%
2	Disagree	<div></div>	19	10%
3	Neither Agree nor Disagree	<div></div>	81	41%
4	Agree	<div></div>	72	36%
5	Strongly Agree	<div></div>	22	11%
	Total		199	

Statistic	Value
Min Value	1
Max Value	5
Mean	3.44
Variance	0.81
Standard Deviation	0.90
Total Responses	199

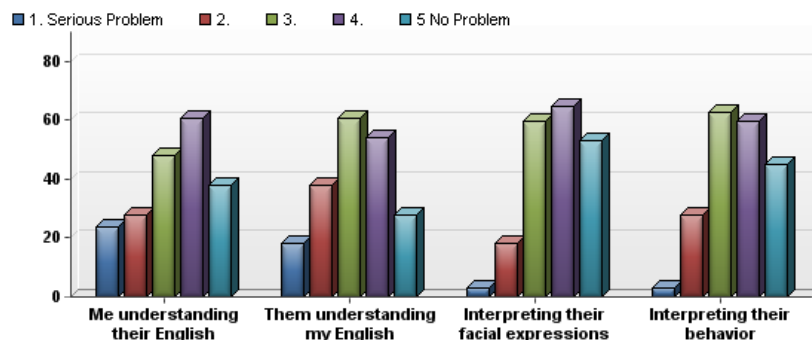
36. When international and American students cannot cooperate, socialize or work together because of cultural differences, it is the international students who should adjust their behavior or attitudes, not American students.



#	Answer	Bar	Response	%
1	Strongly Disagree	<div></div>	19	10%
2	Disagree	<div></div>	42	21%
3	Neither Agree nor Disagree	<div></div>	82	41%
4	Agree	<div></div>	49	25%
5	Strongly Agree	<div></div>	7	4%
	Total		199	

Statistic	Value
Min Value	1
Max Value	5
Mean	2.91
Variance	0.98
Standard Deviation	0.99
Total Responses	199

37. Please Indicate how seriously you would view these issues as problems when speaking with American Students:



#	Question	1. Serious Problem	2.	3.	4.	5 No Problem	Total Responses	Mean
1	Me understanding their English	24	28	48	61	38	199	3.31
2	Them understanding my English	18	38	61	54	28	199	3.18
3	Interpreting their facial expressions	3	18	60	65	53	199	3.74
4	Interpreting their behavior	3	28	63	60	45	199	3.58

Statistic	Me understanding their English	Them understanding my English	Interpreting their facial expressions	Interpreting their behavior
Min Value	1	1	1	1
Max Value	5	5	5	5
Mean	3.31	3.18	3.74	3.58
Variance	1.61	1.36	1.00	1.07
Standard Deviation	1.27	1.17	1.00	1.04
Total Responses	199	199	199	199

38. Other serious problems that I have noticed:

Text Response	
Male american are very racist agains male international students, muslim students are perceived as potential terrorist.	
Some weird word which is not on dictionary.	
some people discriminate asian students	
no	
Many American	
N/A	
no	
Especially UNK students spend most of time working and living off campus, so they do not seem to socialize with international students much.	
Making eyes contact	
Sometimes I cannot understand their idiom and some people like us but others are not interesting us. I can feel they are not interesting us and our talking is time consuming. When I feel they do not want to talk with me, that is hurt. After sommone does not like me, I cannot talk other people easliy.	
International students tend to sit on their home country or international students group. They need to break their comfort region somehow.	
so many korean	
Understanding classes	
slang	
i don't know about US's public thing such as politic, TV profram or hot issues.	
promblems with my mexican housemate	
some American students that i meet ans start to be friends with, will pretend not to know me in public or when their friends are around.	
American guys think of Asian girl very easy	
Many American students don't like international students	
to not understand the atmosphere	
sometimes, they cant endure our country's food smell	
Nothing	
do not understand the meaning of specific terms or jokes	
NO	
They dont like to talk with us even if we start a conversation but i wont say all of them	
culture difference	
Nope	
N/A	
Hard to find a commom topic	
none	
lifestyle, the way of thinking	
Statistic	Value
Total Responses	31

39. How would you rank these behaviors among "most American students":

#	Question	1. Serious Problem	2.	3.	4.	5. No problem	Total Responses	Mean
1	Cheating	15	34	55	45	50	199	3.41
2	Level of intelligence	3	30	59	56	51	199	3.61
3	Stubbornness	5	31	88	42	33	199	3.34
4	Refusal to listen	8	34	74	44	39	199	3.36
5	Refusal to learn	6	29	80	39	45	199	3.44

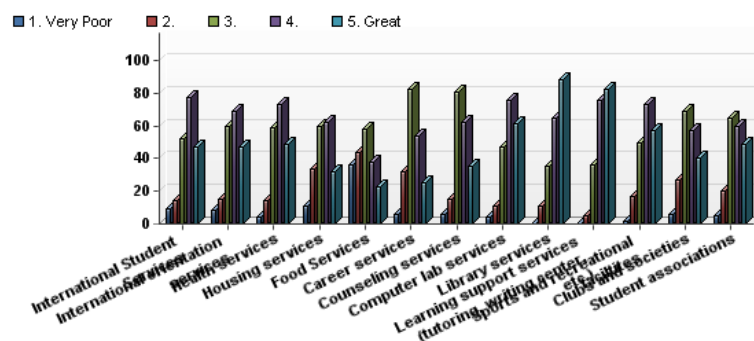
Statistic	Cheating	Level of intelligence	Stubbornness	Refusal to listen	Refusal to learn
Min Value	1	1	1	1	1
Max Value	5	5	5	5	5
Mean	3.41	3.61	3.34	3.36	3.44
Variance	1.55	1.15	1.02	1.21	1.18
Standard Deviation	1.24	1.07	1.01	1.10	1.08
Total Responses	199	199	199	199	199

40. Other serious problems that I have noticed:

Text Response	
People hate from foreigners	
Do not prepare class well.	
Some American students would see international students as problems, and a small part of American students are being racism.	
Submitting essays and assignments late	
no	
Many American people are not interested in international students.	
N/A	
no	
People disrespectful by keeping there foot on the seat you are sitting in.	
one american who works in gym front desk is very unkind. she did racism to me. she has blonde hair. long hair. let me guess...	
some of them are disrespectful and rude to their classmates and the professor sometimes	
to not have interest in the other culture	
culture difference	
none	
Not a serious one, but they might need to study more for their certain subjects.	
discrimination	
Statistic	Value
Total Responses	16



41. Please rate the quality of these services or facilities available at UNK



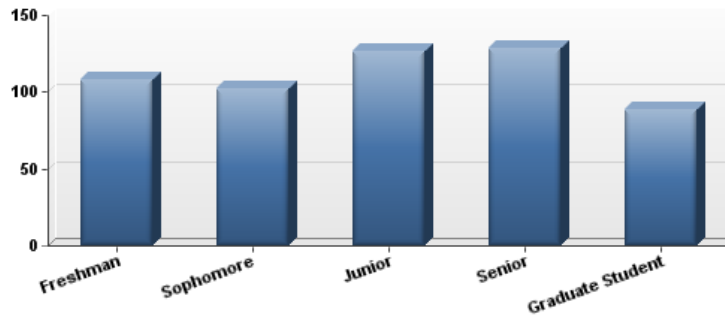
#	Question	1. Very Poor	2.	3.	4.	5. Great	Total Responses	Mean
1	International Student Services	9	14	52	77	47	199	3.70
2	International orientation services	8	15	60	69	47	199	3.66
3	Health services	4	14	59	73	49	199	3.75
4	Housing services	11	34	60	62	32	199	3.35
5	Food Services	36	44	58	38	23	199	2.84
6	Career services	6	32	82	54	25	199	3.30
7	Counseling services	6	15	81	62	35	199	3.53
8	Computer lab services	4	11	47	76	61	199	3.90
9	Library services	0	11	35	65	88	199	4.16
10	Learning support services (tutoring, writing center, etc.)	0	5	36	76	82	199	4.18
11	Sports and recreational facilities	2	17	50	73	57	199	3.83
12	Clubs and societies	6	27	69	57	40	199	3.49
13	Student associations	5	20	65	60	49	199	3.64

Statistic	International Student Services	International orientation services	Health services	Housing services	Food Services	Career services	Counseling services	Computer lab services	Library services	Learning support services (tutoring, writing center, etc.)	Sports and recreational facilities	Clubs and societies	Student associations
Min Value	1	1	1	1	1	1	1	1	2	2	1	1	1
Max Value	5	5	5	5	5	5	5	5	5	5	5	5	5
Mean	3.70	3.66	3.75	3.35	2.84	3.30	3.53	3.90	4.16	4.18	3.83	3.49	3.64
Variance	1.10	1.09	0.95	1.23	1.58	0.97	0.94	0.94	0.82	0.66	0.95	1.11	1.08
Standard Deviation	1.05	1.05	0.97	1.11	1.26	0.98	0.97	0.97	0.91	0.81	0.97	1.05	1.04
Total Responses	199	199	199	199	199	199	199	199	199	199	199	199	199

# University of Nebraska - Kearney

## Global Education Survey - Domestic Students

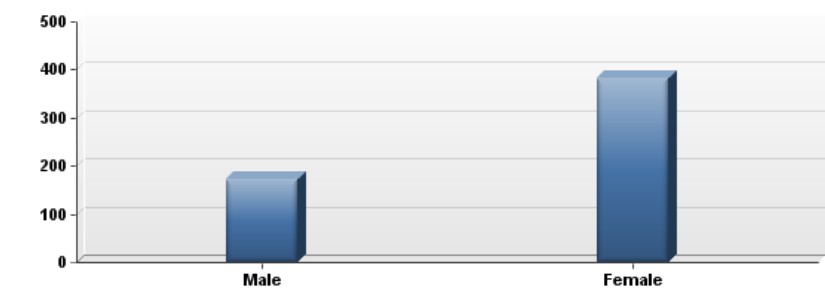
42. I am a:



#	Answer	Bar	Response	%
1	Freshman	<div></div>	108	19%
2	Sophomore	<div></div>	102	18%
3	Junior	<div></div>	127	23%
4	Senior	<div></div>	129	23%
5	Graduate Student	<div></div>	89	16%
	Total		555	

Statistic	Value
Min Value	1
Max Value	5
Mean	2.98
Variance	1.84
Standard Deviation	1.36
Total Responses	555

43. Sex



#	Answer	Bar	Response	%
1	Male	<div></div>	172	31%
2	Female	<div></div>	383	69%

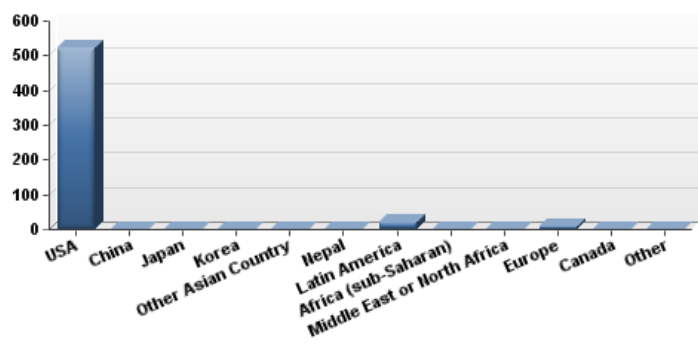
Statistic	Value
Min Value	1
Max Value	2
Total Responses	555

44. Age

#	Answer	Bar	Response	%
1	17		1	0%
2	18		47	8%
3	19		94	17%
4	20		96	17%
5	21		104	19%
6	22		60	11%
7	Other		153	28%
	Total		555	

Statistic	Value
Min Value	1
Max Value	7
Mean	4.89
Variance	2.84
Standard Deviation	1.69
Total Responses	555


45. Because of my family's culture and/or language, I most closely identify with the culture of:



#	Answer	Bar	Response	%
1	USA	<div></div>	521	94%
2	China	<div></div>	0	0%
3	Japan	<div></div>	0	0%
4	Korea	<div></div>	1	0%
5	Other Asian Country	<div></div>	0	0%
6	Nepal	<div></div>	0	0%
7	Latin America	<div></div>	21	4%
8	Africa (sub-Saharan)	<div></div>	0	0%
9	Middle East or North Africa	<div></div>	1	0%
10	Europe	<div></div>	9	2%
11	Canada	<div></div>	0	0%
12	Other	<div></div>	2	0%
	Total		555	

Statistic	Value
Min Value	1
Max Value	12
Mean	1.43
Variance	3.06
Standard Deviation	1.75
Total Responses	555

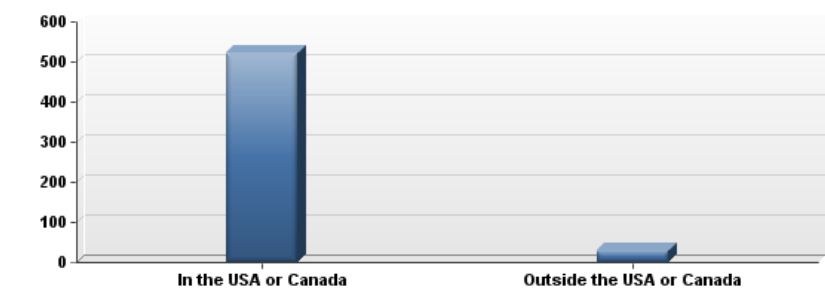
46. I was born



#	Answer	Bar	Response	%
1	In the USA or Canada	<div></div>	541	97%
2	Outside the USA or Canada	<div></div>	14	3%
	Total		555	

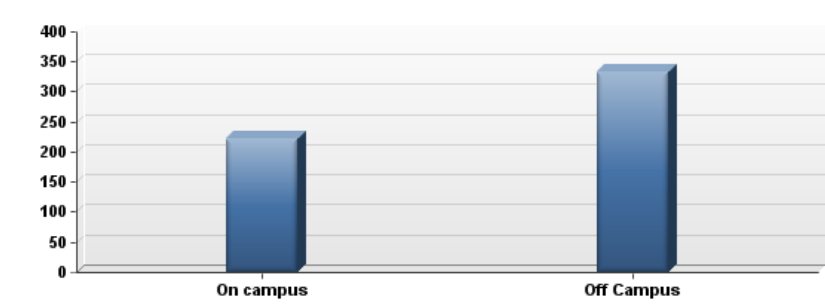
Statistic	Value
Min Value	1
Max Value	2
Mean	1.03
Variance	0.02
Standard Deviation	0.16
Total Responses	555

47. My parents were born



#	Answer	Bar	Response	%
1	In the USA or Canada	<div></div>	524	94%
2	Outside the USA or Canada	<div></div>	31	6%
	Total		555	

Statistic	Value
Min Value	1
Max Value	2
Mean	1.06
Variance	0.05
Standard Deviation	0.23
Total Responses	555

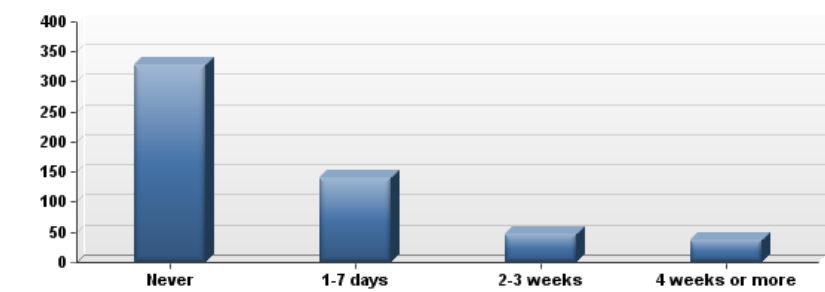


#	Answer	Bar	Response	%
1	On campus	<div></div>	221	40%
2	Off Campus	<div></div>	334	60%
	Total		555	

Statistic	Value
Min Value	1
Max Value	2
Mean	1.60
Variance	0.24
Standard Deviation	0.49
Total Responses	555



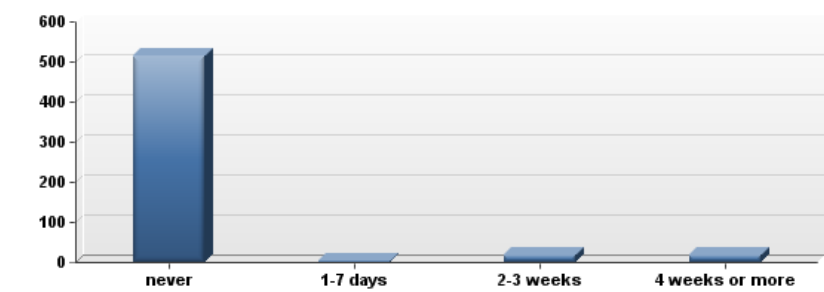
49. I have visited Canada or Mexico



#	Answer	Bar	Response	%
1	Never	<div></div>	329	59%
2	1-7 days	<div></div>	140	25%
3	2-3 weeks	<div></div>	48	9%
4	4 weeks or more	<div></div>	38	7%
	Total		555	

Statistic	Value
Min Value	1
Max Value	4
Mean	1.63
Variance	0.82
Standard Deviation	0.90
Total Responses	555

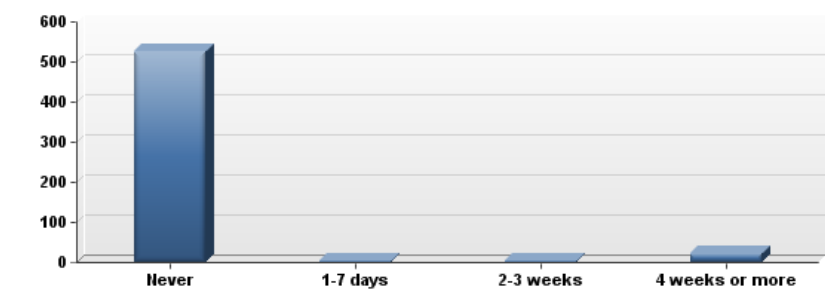
50. I have been a tourist in Asia or Africa



#	Answer	Bar	Response	%
1	never	<div></div>	515	93%
2	1-7 days	<div></div>	4	1%
3	2-3 weeks	<div></div>	17	3%
4	4 weeks or more	<div></div>	19	3%
	Total		555	

Statistic	Value
Min Value	1
Max Value	4
Mean	1.17
Variance	0.41
Standard Deviation	0.64
Total Responses	555

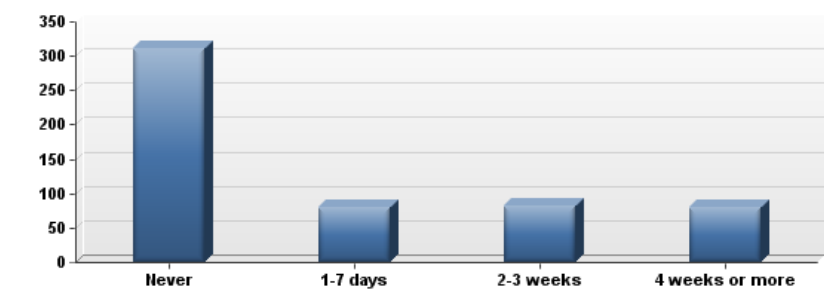
51. I have studied or worked in Asia or Africa



#	Answer	Bar	Response	%
1	Never	<div></div>	526	95%
2	1-7 days	<div></div>	4	1%
3	2-3 weeks	<div></div>	4	1%
4	4 weeks or more	<div></div>	21	4%
	Total		555	

Statistic	Value
Min Value	1
Max Value	4
Mean	1.14
Variance	0.36
Standard Deviation	0.60
Total Responses	555

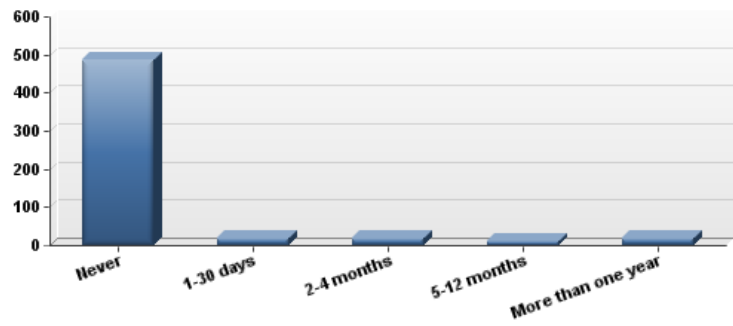
52. I have been a tourist in a non-English speaking country:



#	Answer	Bar	Response	%
1	Never	<div></div>	312	56%
2	1-7 days	<div></div>	80	14%
3	2-3 weeks	<div></div>	83	15%
4	4 weeks or more	<div></div>	80	14%
	Total		555	

Statistic	Value
Min Value	1
Max Value	4
Mean	1.88
Variance	1.28
Standard Deviation	1.13
Total Responses	555

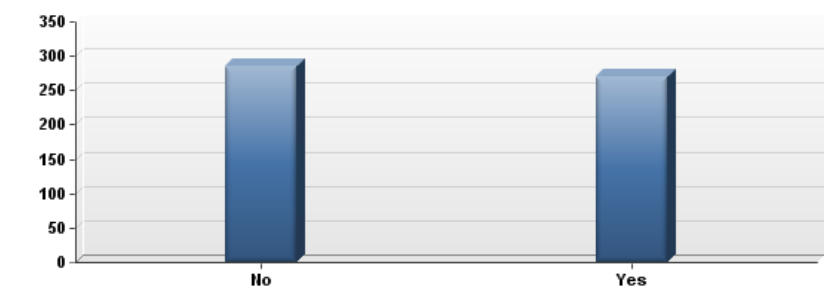
53. I have studied or worked in a non-English speaking country:



#	Answer	Bar	Response	%
1	Never	<div></div>	486	88%
2	1-30 days	<div></div>	20	4%
3	2-4 months	<div></div>	18	3%
4	5-12 months	<div></div>	12	2%
5	More than one year	<div></div>	20	4%

Statistic	Value
Min Value	1
Max Value	5
Total Responses	555

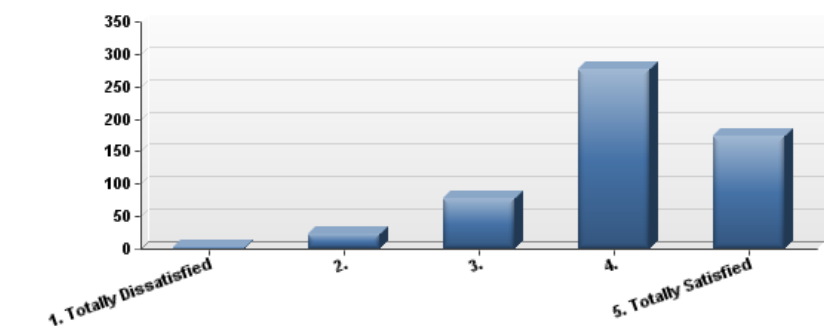
54. I would like to study abroad while at UNK.



#	Answer	Bar	Response	%
1	No	<div><div></div></div>	285	51%
2	Yes	<div><div></div></div>	270	49%
	Total		555	

Statistic	Value
Min Value	1
Max Value	2
Mean	1.49
Variance	0.25
Standard Deviation	0.50
Total Responses	555

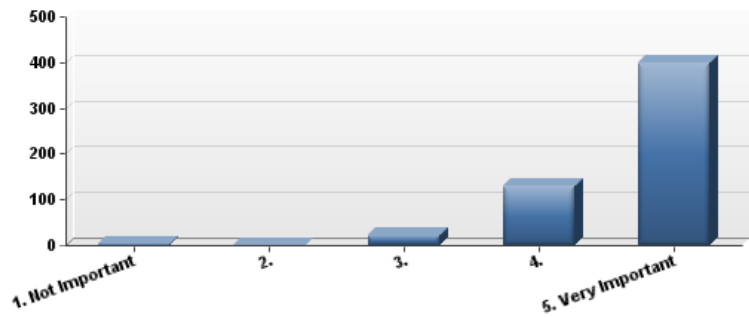
55. Are you satisfied with your academic progress at UNK?



#	Answer	Bar	Response	%
1	1. Totally Dissatisfied		3	1%
2	2.		23	4%
3	3.		78	14%
4	4.		276	50%
5	5. Totally Satisfied		175	32%
	Total		555	

Statistic	Value
Min Value	1
Max Value	5
Mean	4.08
Variance	0.67
Standard Deviation	0.82
Total Responses	555

56. How important is it to your family that you to succeed in your studies?

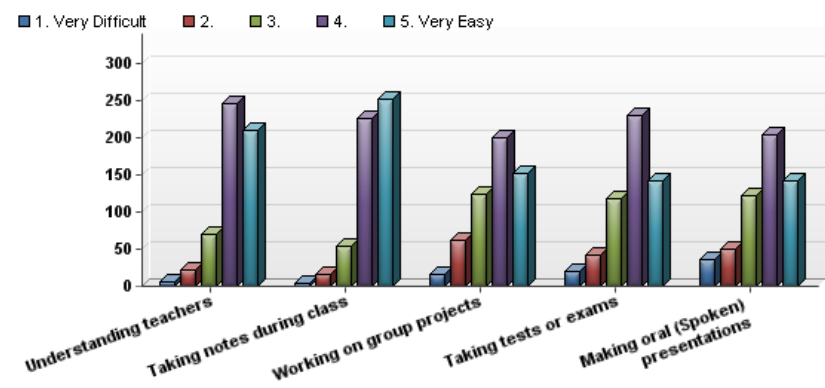


#	Answer	Bar	Response	%
1	1. Not Important		2	0%
2	2.		1	0%
3	3.		24	4%
4	4.		130	23%
5	5. Very Important		398	72%
	Total		555	

Statistic	Value
Min Value	1
Max Value	5
Mean	4.66
Variance	0.37
Standard Deviation	0.60
Total Responses	555



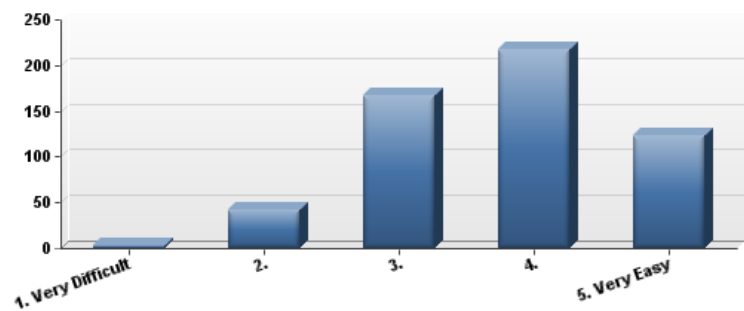
57. How difficult are the following educational activities for you?



#	Question	1. Very Difficult	2.	3.	4.	5. Very Easy	Total Responses	Mean
1	Understanding teachers	7	22	70	245	211	555	4.14
2	Taking notes during class	4	17	54	227	253	555	4.28
3	Working on group projects	16	62	124	200	153	555	3.74
4	Taking tests or exams	21	43	119	230	142	555	3.77
5	Making oral (Spoken) presentations	36	50	122	205	142	555	3.66

Statistic	Understanding teachers	Taking notes during class	Working on group projects	Taking tests or exams	Making oral (Spoken) presentations
Min Value	1	1	1	1	1
Max Value	5	5	5	5	5
Mean	4.14	4.28	3.74	3.77	3.66
Variance	0.76	0.67	1.14	1.07	1.31
Standard Deviation	0.87	0.82	1.07	1.03	1.14
Total Responses	555	555	555	555	555

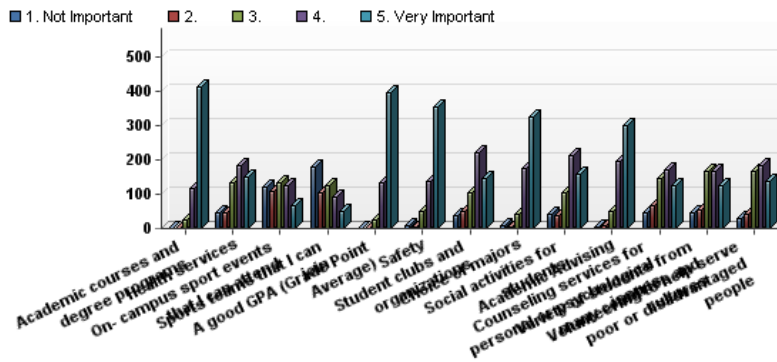
58. How difficult is your daily life at UNK?



#	Answer	Bar	Response	%
1	1. Very Difficult		3	1%
2	2.		43	8%
3	3.		168	30%
4	4.		218	39%
5	5. Very Easy		123	22%
	Total		555	

Statistic	Value
Min Value	1
Max Value	5
Mean	3.75
Variance	0.82
Standard Deviation	0.91
Total Responses	555

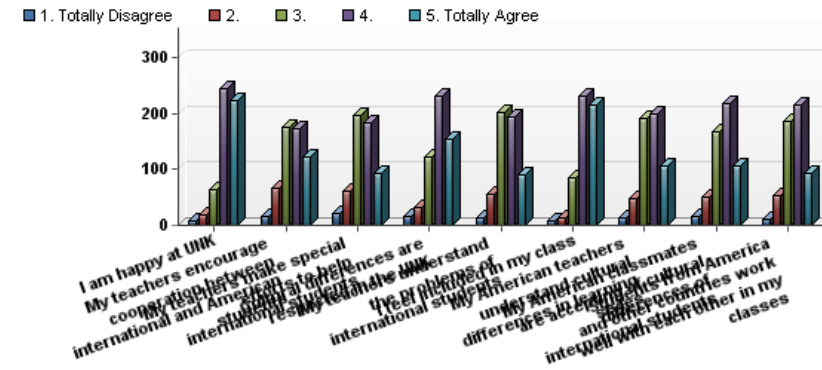
59. The most important things I want at the University are excellent:



#	Question	1. Not Important	2.	3.	4.	5. Very Important	Total Responses	Mean
1	Academic courses and degree programs	0	1	27	115	412	555	4.69
2	Health services	44	45	134	183	149	555	3.63
3	On-campus sport events that I can attend	120	109	135	126	65	555	2.83
4	Sports teams that I can join	180	105	127	91	52	555	2.51
5	A good GPA (Grade Point Average)	0	1	26	133	395	555	4.66
6	Safety	8	6	49	139	353	555	4.48
7	Student clubs and organizations	37	49	104	221	144	555	3.70
8	Choice of majors	7	5	42	176	325	555	4.45
9	Social activities for students	41	39	104	214	157	555	3.73
10	Academic Advising	4	7	50	194	300	555	4.40
11	Counseling services for personal or psychological issues	44	68	146	170	127	555	3.48
12	Variety of students from many countries and cultures	45	54	167	166	123	555	3.48
13	Volunteering to help serve poor or disadvantaged people	30	40	165	183	137	555	3.64

Statistic	Academic courses and degree programs	Health services	On-campus sport events that I can attend	Sports teams that I can join	A good GPA (Grade Point Average)	Safety	Student clubs and organizations	Choice of majors	Social activities for students	Academic Advising	Counseling services for personal or psychological issues	Variety of students from many countries and cultures	Volunteering to help serve poor or disadvantaged people
Min Value	2	1	1	1	2	1	1	1	1	1	1	1	1
Max Value	5	5	5	5	5	5	5	5	5	5	5	5	5
Mean	4.69	3.63	2.83	2.51	4.66	4.48	3.70	4.45	3.73	4.40	3.48	3.48	3.64
Variance	0.32	1.41	1.73	1.79	0.33	0.67	1.31	0.61	1.35	0.58	1.43	1.38	1.19
Standard Deviation	0.57	1.19	1.32	1.34	0.57	0.82	1.14	0.78	1.16	0.76	1.20	1.17	1.09
Total Responses	555	555	555	555	555	555	555	555	555	555	555	555	555

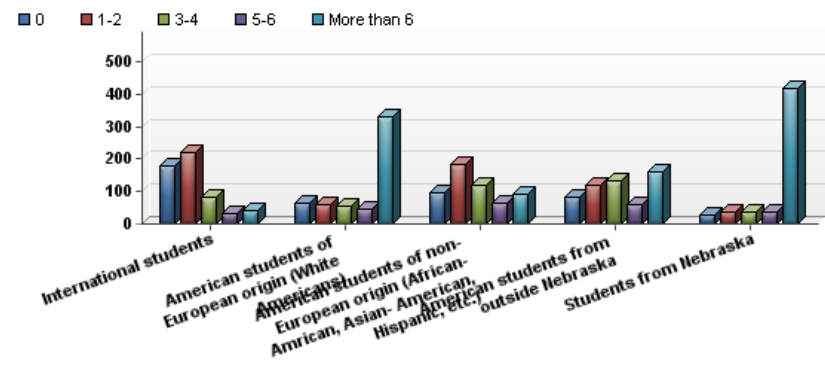
60. How much do you agree or disagree with the following statements?



#	Question	1. Totally Disagree	2.	3.	4.	5. Totally Agree	Total Responses	Mean
1	I am happy at UNK	9	18	63	243	222	555	4.17
2	My teachers encourage cooperation between international and American students	17	67	176	172	123	555	3.57
3	My teachers make special efforts to help international students	20	62	197	182	94	555	3.48
4	Cultural differences are respected in the UNK	16	32	121	232	154	555	3.86
5	My teachers understand the problems of international students	12	56	202	195	90	555	3.53
6	I feel included in my class	7	14	86	232	216	555	4.15
7	My American teachers understand cultural differences in learning styles	12	47	192	199	105	555	3.61
8	My American classmates are accepting of cultural differences of international students	15	51	166	218	105	555	3.63
9	Students from America and other countries work well with each other in my classes	10	54	185	214	92	555	3.58

Statistic	I am happy at UNK	My teachers encourage cooperation between international and American students	My teachers make special efforts to help international students	Cultural differences are respected in the UNK	My teachers understand the problems of international students	I feel included in my class	My American teachers understand cultural differences in learning styles	My American classmates are accepting of cultural differences of international students	Students from America and other countries work well with each other in my classes
Min Value	1	1	1	1	1	1	1	1	1
Max Value	5	5	5	5	5	5	5	5	5
Mean	4.17	3.57	3.48	3.86	3.53	4.15	3.61	3.63	3.58
Variance	0.76	1.12	1.03	0.97	0.91	0.74	0.92	0.96	0.88
Standard Deviation	0.87	1.06	1.01	0.98	0.95	0.86	0.96	0.98	0.94
Total Responses	555	555	555	555	555	555	555	555	555

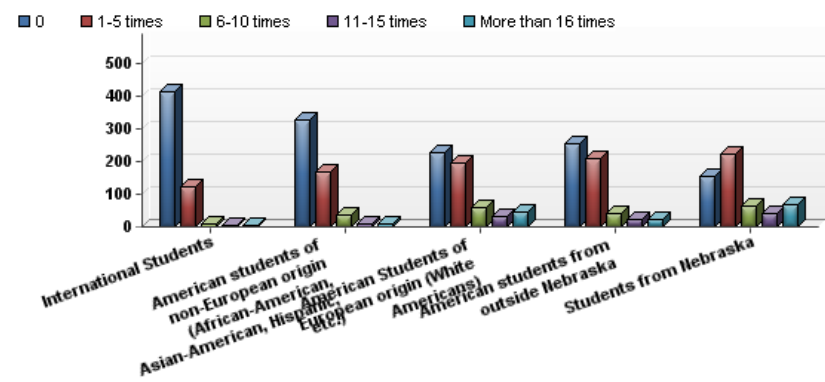
61. How many good or dose friends do you have from the following groups of students:



#	Question	0	1-2	3-4	5-6	More than 6	Total Responses	Mean
1	International students	178	222	84	30	41	555	2.16
2	American students of European origin (White Americans)	66	60	56	45	328	555	3.92
3	American students of non- European origin (African- Amrican, Asian- American, Hispanic, etc.)	95	183	118	66	93	555	2.78
4	American students from outside Nebraska	81	118	134	61	161	555	3.19
5	Students from Nebraska	27	37	36	37	418	555	4.41

Statistic	International students	American students of European origin (White Americans)	American students of non- European origin (African- Amrican, Asian- American, Hispanic, etc.)	American students from outside Nebraska	Students from Nebraska
Min Value	1	1	1	1	1
Max Value	5	5	5	5	5
Mean	2.16	3.92	2.78	3.19	4.41
Variance	1.33	2.19	1.76	2.04	1.36
Standard Deviation	1.15	1.48	1.33	1.43	1.17
Total Responses	555	555	555	555	555

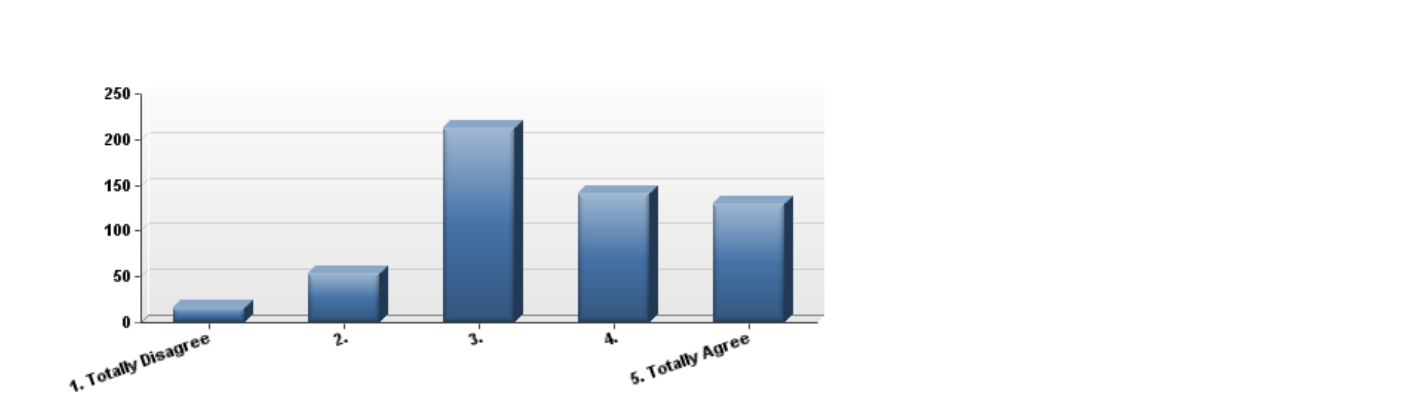
62. How often do you study with the following groups of people per month?



#	Question	0 times	1-5 times	6-10 times	11-15 times	More than 16 times	Total Responses	Mean
1	International Students	412	121	10	6	6	555	1.33
2	American students of non-European origin (African-American, Asian-American, Hispanic, etc.)	327	169	38	10	11	555	1.57
3	American Students of European origin (White Americans)	227	195	58	30	45	555	2.05
4	American students from outside Nebraska	256	210	43	24	22	555	1.82
5	Students from Nebraska	156	225	63	42	69	555	2.36

Statistic	International Students	American students of non-European origin (African-American, Asian-American, Hispanic, etc.)	American Students of European origin (White Americans)	American students from outside Nebraska	Students from Nebraska
Min Value	1	1	1	1	1
Max Value	5	5	5	5	5
Mean	1.33	1.57	2.05	1.82	2.36
Variance	0.45	0.73	1.46	1.04	1.69
Standard Deviation	0.67	0.85	1.21	1.02	1.30
Total Responses	555	555	555	555	555

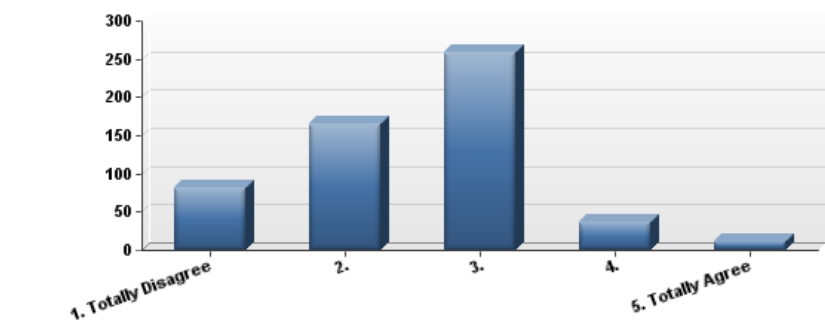
63. I would like to have more international friends:



#	Answer	Bar	Response	%
1	1. Totally Disagree		17	3%
2	2.		53	10%
3	3.		213	38%
4	4.		142	26%
5	5. Totally Agree		130	23%
	Total		555	

Statistic	Value
Min Value	1
Max Value	5
Mean	3.57
Variance	1.09
Standard Deviation	1.04
Total Responses	555

64. International students should take the first step to make friends with domestic students:

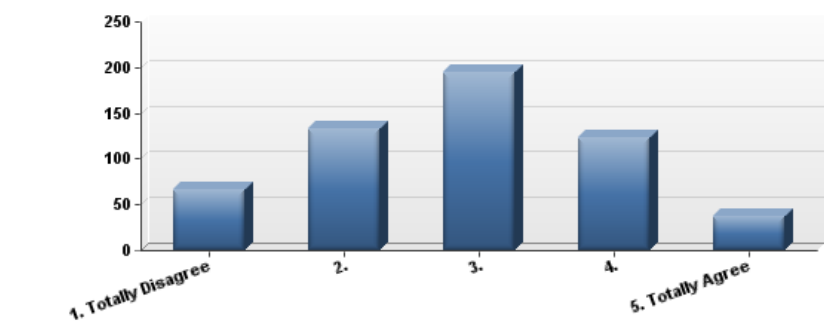


#	Answer	Bar	Response	%
1	1. Totally Disagree	<div></div>	81	15%
2	2.	<div></div>	165	30%
3	3.	<div></div>	260	47%
4	4.	<div></div>	37	7%
5	5. Totally Agree	<div></div>	12	2%
	Total		555	

Statistic	Value
Min Value	1
Max Value	5
Mean	2.52
Variance	0.81
Standard Deviation	0.90
Total Responses	555



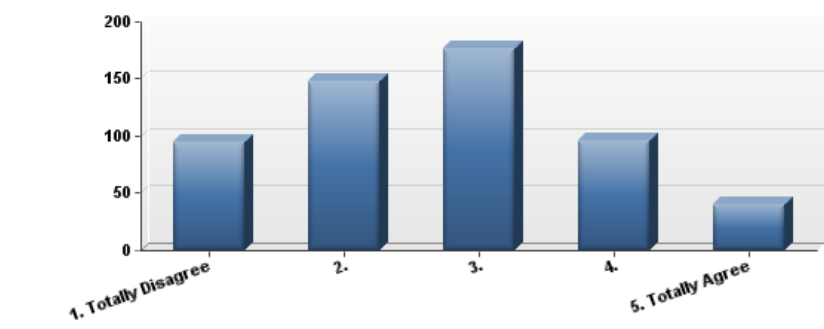
65. I find it difficult to make friends with international students:



#	Answer	Bar	Response	%
1	1. Totally Disagree	<div></div>	67	12%
2	2.	<div></div>	133	24%
3	3.	<div></div>	194	35%
4	4.	<div></div>	124	22%
5	5. Totally Agree	<div></div>	37	7%
	Total		555	

Statistic	Value
Min Value	1
Max Value	5
Mean	2.88
Variance	1.20
Standard Deviation	1.10
Total Responses	555

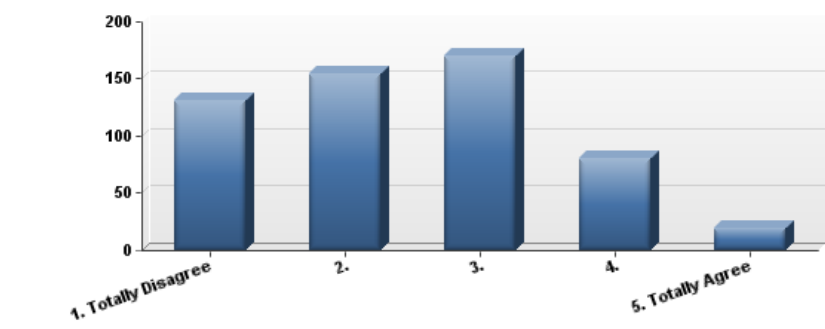
66. International students do not seem interested in having American friends:



#	Answer	Bar	Response	%
1	1. Totally Disagree	<div></div>	95	17%
2	2.	<div></div>	148	27%
3	3.	<div></div>	176	32%
4	4.	<div></div>	96	17%
5	5. Totally Agree	<div></div>	40	7%
	Total		555	

Statistic	Value
Min Value	1
Max Value	5
Mean	2.71
Variance	1.33
Standard Deviation	1.15
Total Responses	555

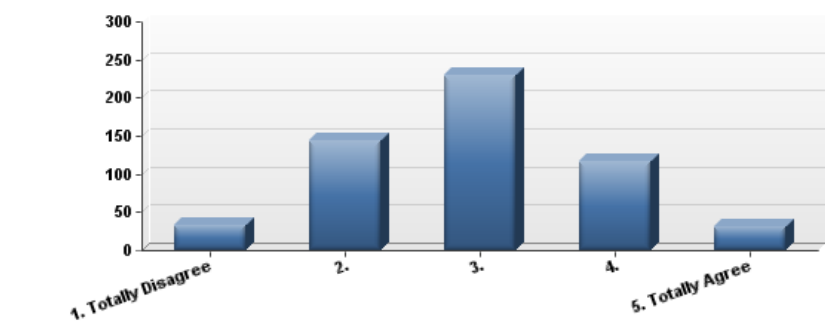
67. Their poor English ability stops me from making international friends:



#	Answer	Bar	Response	%
1	1. Totally Disagree	<div></div>	131	24%
2	2.	<div></div>	154	28%
3	3.	<div></div>	170	31%
4	4.	<div></div>	81	15%
5	5. Totally Agree	<div></div>	19	3%
	Total		555	

Statistic	Value
Min Value	1
Max Value	5
Mean	2.46
Variance	1.22
Standard Deviation	1.10
Total Responses	555

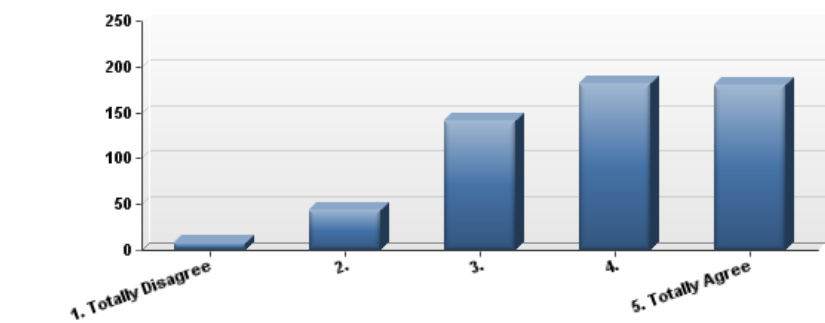
68. I find it easy to communicate with international students:



#	Answer	Bar	Response	%
1	1. Totally Disagree	<div></div>	34	6%
2	2.	<div></div>	144	26%
3	3.	<div></div>	229	41%
4	4.	<div></div>	117	21%
5	5. Totally Agree	<div></div>	31	6%
	Total		555	

Statistic	Value
Min Value	1
Max Value	5
Mean	2.94
Variance	0.94
Standard Deviation	0.97
Total Responses	555

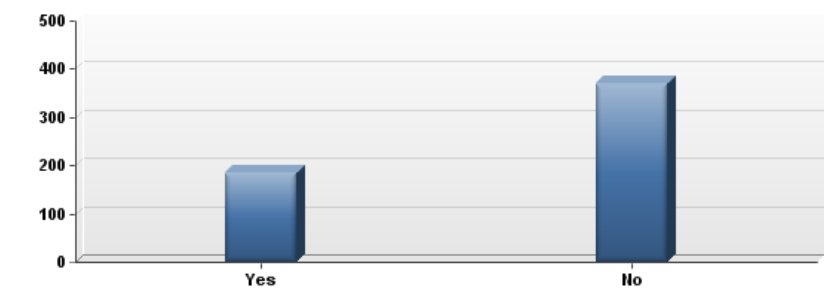
69. I am interested in learning about international students' home countries and cultures:



#	Answer	Bar	Response	%
1	1. Totally Disagree		8	1%
2	2.		44	8%
3	3.		141	25%
4	4.		182	33%
5	5. Totally Agree		180	32%
	Total		555	

Statistic	Value
Min Value	1
Max Value	5
Mean	3.87
Variance	1.01
Standard Deviation	1.00
Total Responses	555

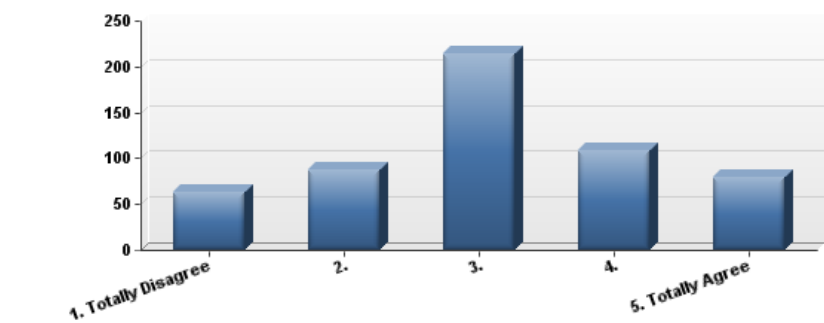
70. I have participated in the Conversation Tables or Conversation Partners programs:



#	Answer	Bar	Response	%
1	Yes	<div></div>	186	34%
2	No	<div></div>	369	66%
	Total		555	

Statistic	Value
Min Value	1
Max Value	2
Mean	1.66
Variance	0.22
Standard Deviation	0.47
Total Responses	555

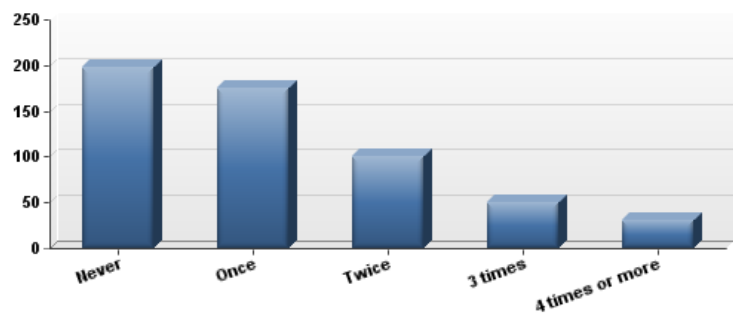
71. I would like to participate in the Conversation Tables or Conversation Partners programs:



#	Answer	Bar	Response	%
1	1. Totally Disagree	<div></div>	64	12%
2	2.	<div></div>	88	16%
3	3.	<div></div>	215	39%
4	4.	<div></div>	108	19%
5	5. Totally Agree	<div></div>	80	14%
	Total		555	

Statistic	Value
Min Value	1
Max Value	5
Mean	3.09
Variance	1.38
Standard Deviation	1.18
Total Responses	555

72. Each semester, I attend international cultural or social events on campus:

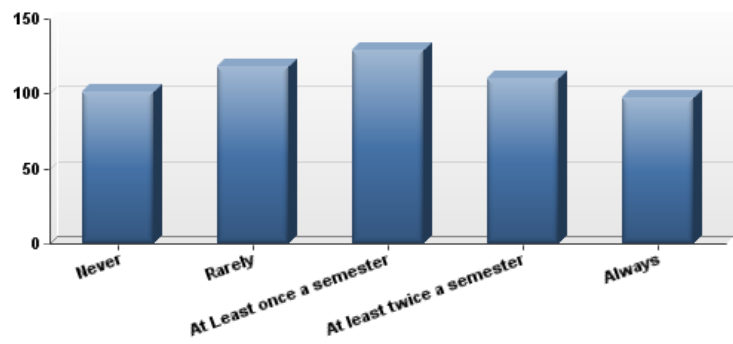


#	Answer	Bar	Response	%
1	Never	<div></div>	198	36%
2	Once	<div></div>	176	32%
3	Twice	<div></div>	100	18%
4	3 times	<div></div>	50	9%
5	4 times or more	<div></div>	31	6%
	Total		555	

Statistic	Value
Min Value	1
Max Value	5
Mean	2.17
Variance	1.37
Standard Deviation	1.17
Total Responses	555



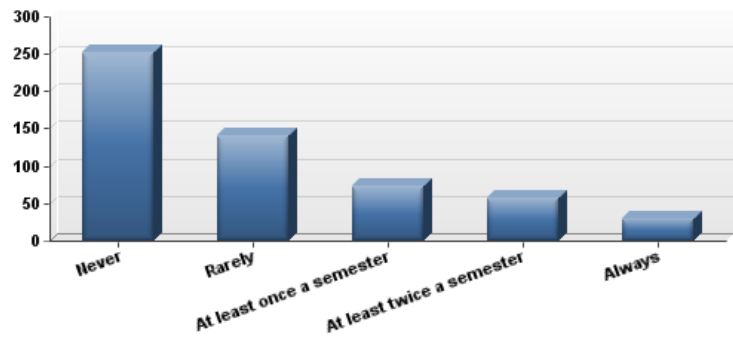
73. I have helped international students with their studies, or with other questions they may have:



#	Answer	Bar	Response	%
1	Never	<div></div>	101	18%
2	Rarely	<div></div>	118	21%
3	At Least once a semester	<div></div>	129	23%
4	At least twice a semester	<div></div>	110	20%
5	Always	<div></div>	97	17%
	Total		555	

Statistic	Value
Min Value	1
Max Value	5
Mean	2.97
Variance	1.84
Standard Deviation	1.36
Total Responses	555

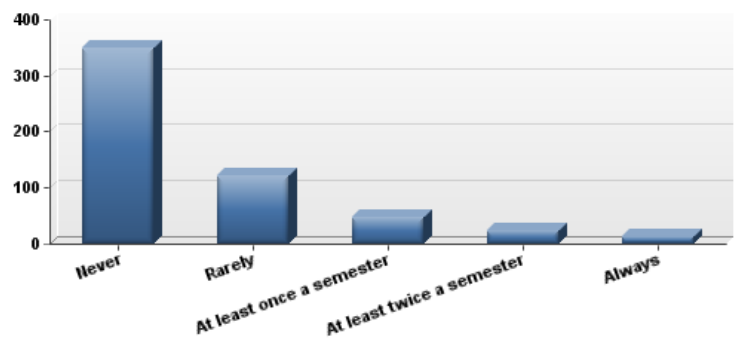
74. I invite international students to off-campus events with me:



#	Answer	Bar	Response	%
1	Never	<div></div>	253	46%
2	Rarely	<div></div>	142	26%
3	At least once a semester	<div></div>	74	13%
4	At least twice a semester	<div></div>	57	10%
5	Always	<div></div>	29	5%
	Total		555	

Statistic	Value
Min Value	1
Max Value	5
Mean	2.04
Variance	1.47
Standard Deviation	1.21
Total Responses	555

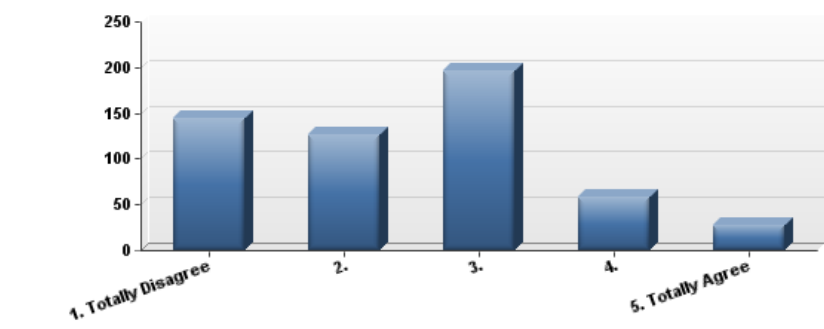
75. I invite international students to my home:



#	Answer	Bar	Response	%
1	Never	<div></div>	350	63%
2	Rarely	<div></div>	121	22%
3	At least once a semester	<div></div>	47	8%
4	At least twice a semester	<div></div>	25	5%
5	Always	<div></div>	12	2%
	Total		555	

Statistic	Value
Min Value	1
Max Value	5
Mean	1.61
Variance	0.94
Standard Deviation	0.97
Total Responses	555

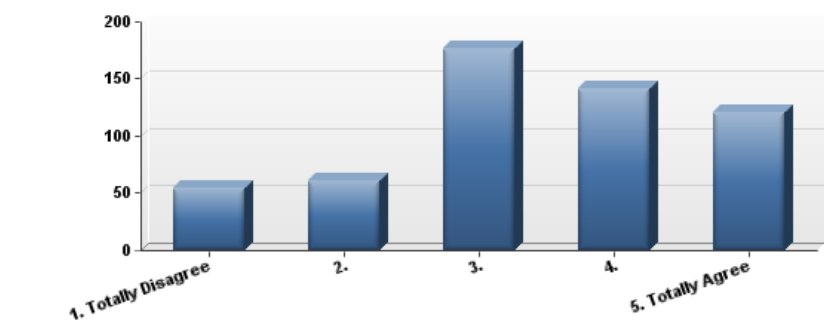
76. I would like to have a foreign student as a roommate:



#	Answer	Bar	Response	%
1	1. Totally Disagree	<div></div>	145	26%
2	2.	<div></div>	127	23%
3	3.	<div></div>	197	35%
4	4.	<div></div>	58	10%
5	5. Totally Agree	<div></div>	28	5%
	Total		555	

Statistic	Value
Min Value	1
Max Value	5
Mean	2.45
Variance	1.28
Standard Deviation	1.13
Total Responses	555

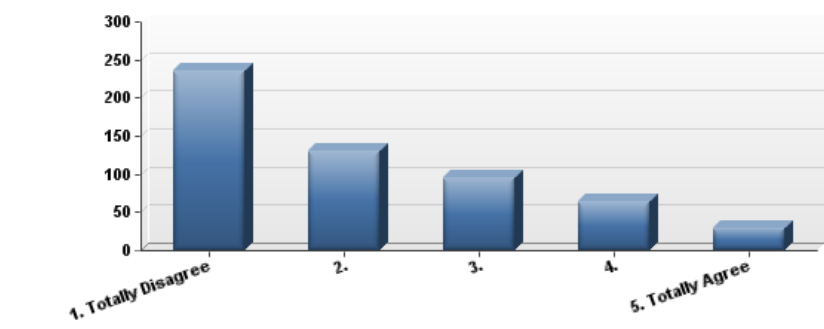
77. I would be much more comfortable living with someone from my own country:



#	Answer	Bar	Response	%
1	1. Totally Disagree	<div></div>	55	10%
2	2.	<div></div>	61	11%
3	3.	<div></div>	176	32%
4	4.	<div></div>	142	26%
5	5. Totally Agree	<div></div>	121	22%
	Total		555	

Statistic	Value
Min Value	1
Max Value	5
Mean	3.38
Variance	1.49
Standard Deviation	1.22
Total Responses	555

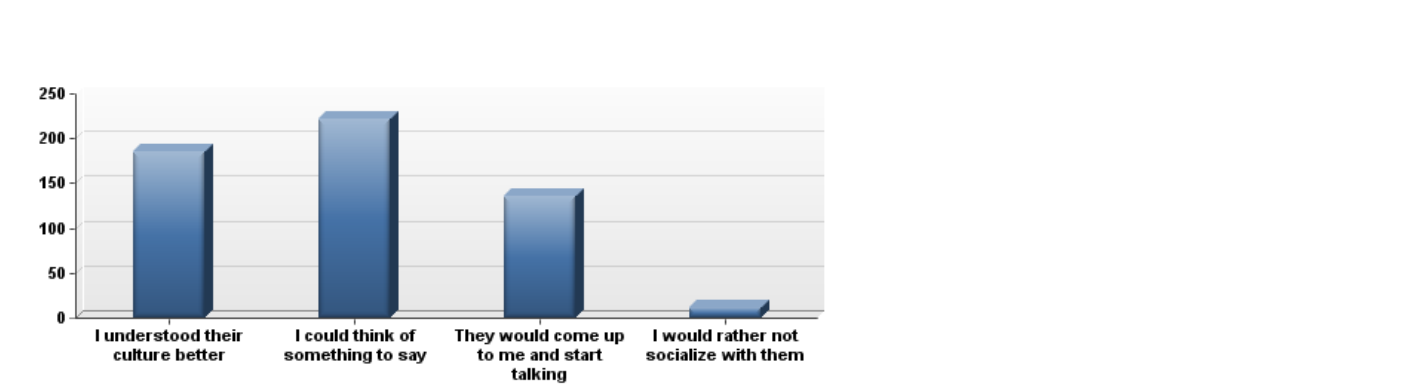
78. I socialize only with American students:



#	Answer	Bar	Response	%
1	1. Totally Disagree	<div></div>	235	42%
2	2.	<div></div>	131	24%
3	3.	<div></div>	95	17%
4	4.	<div></div>	64	12%
5	5. Totally Agree	<div></div>	30	5%
	Total		555	

Statistic	Value
Min Value	1
Max Value	5
Mean	2.14
Variance	1.53
Standard Deviation	1.24
Total Responses	555

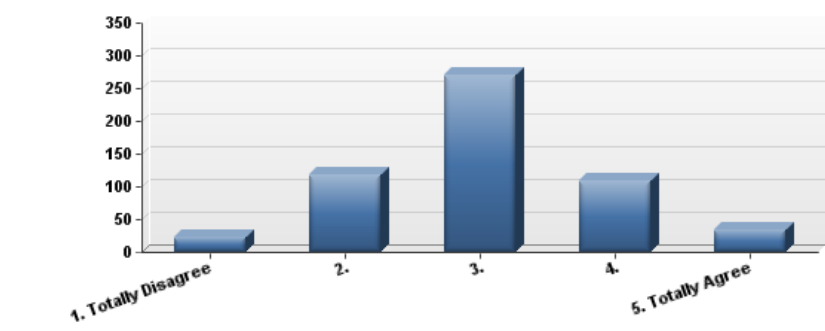
79. I think I would socialize with international students if :



#	Answer	Bar	Response	%
1	I understood their culture better	<div></div>	185	33%
2	I could think of something to say	<div></div>	222	40%
3	They would come up to me and start talking	<div></div>	136	25%
4	I would rather not socialize with them	<div></div>	12	2%
Total			555	

Statistic	Value
Min Value	1
Max Value	4
Mean	1.95
Variance	0.66
Standard Deviation	0.81
Total Responses	555

80. International students in my classes perform well in group work with American students:

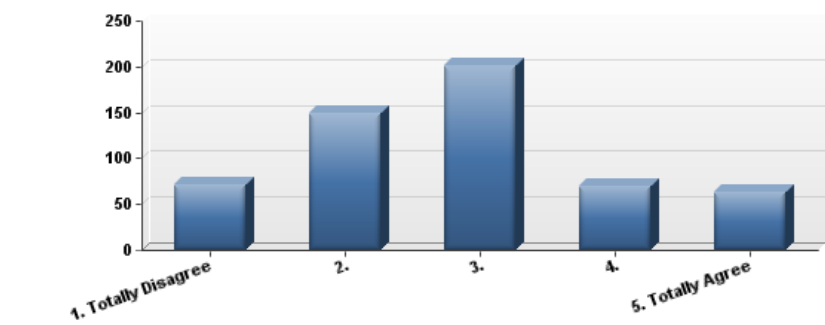


#	Answer	Bar	Response	%
1	1. Totally Disagree	<div></div>	22	4%
2	2.	<div></div>	119	21%
3	3.	<div></div>	271	49%
4	4.	<div></div>	108	19%
5	5. Totally Agree	<div></div>	35	6%
	Total		555	

Statistic	Value
Min Value	1
Max Value	5
Mean	3.03
Variance	0.82
Standard Deviation	0.91
Total Responses	555



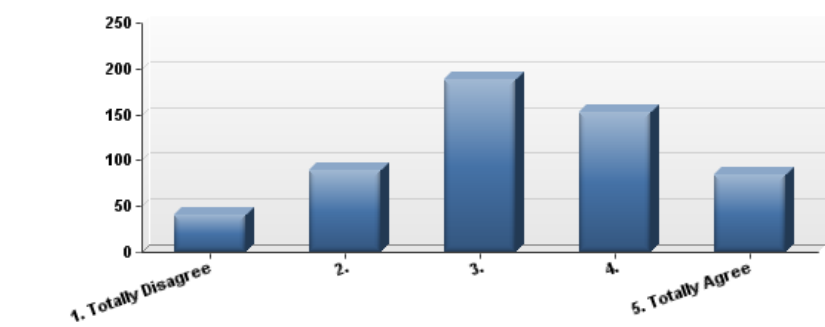
81. I believe that international students should receive the same support services as American students, rather than adding special services for them:



#	Answer	Bar	Response	%
1	1. Totally Disagree	<div></div>	72	13%
2	2.	<div></div>	149	27%
3	3.	<div></div>	201	36%
4	4.	<div></div>	70	13%
5	5. Totally Agree	<div></div>	63	11%
	Total		555	

Statistic	Value
Min Value	1
Max Value	5
Mean	2.83
Variance	1.34
Standard Deviation	1.16
Total Responses	555

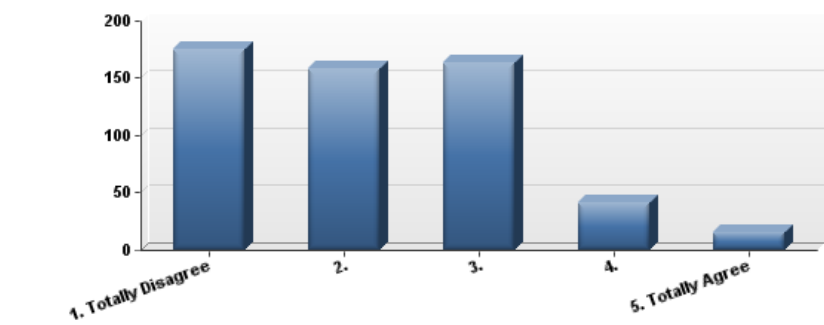
82. It is good to be on the same campus with international students, but this does not mean I should change my way of speaking, acting or doing things:



#	Answer	Bar	Response	%
1	1. Totally Disagree	<div></div>	40	7%
2	2.	<div></div>	90	16%
3	3.	<div></div>	189	34%
4	4.	<div></div>	152	27%
5	5. Totally Agree	<div></div>	84	15%
	Total		555	

Statistic	Value
Min Value	1
Max Value	5
Mean	3.27
Variance	1.26
Standard Deviation	1.12
Total Responses	555

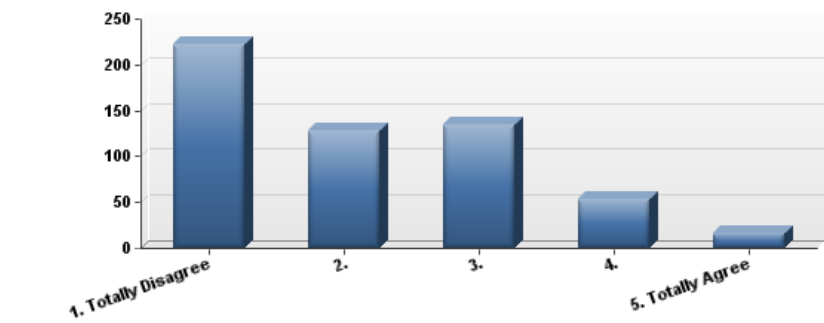
83. When foreign and American students cannot cooperate, socialize or work together because of cultural differences, it is the foreign students who should adjust their behavior or attitudes, not American students:



#	Answer	Bar	Response	%
1	1. Totally Disagree	<div></div>	175	32%
2	2.	<div></div>	159	29%
3	3.	<div></div>	163	29%
4	4.	<div></div>	42	8%
5	5. Totally Agree	<div></div>	16	3%
	Total		555	

Statistic	Value
Min Value	1
Max Value	5
Mean	2.22
Variance	1.13
Standard Deviation	1.06
Total Responses	555

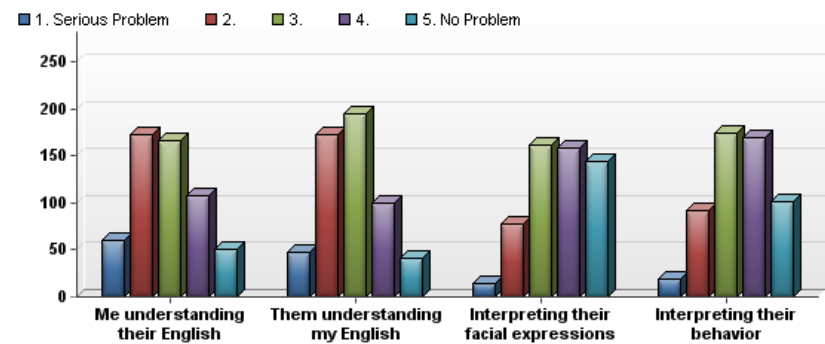
84. Having large numbers of foreign students on campus interferes with the education of American students. Our parents are the ones who pay the taxes to support UNK, so UNK should serve us first:



#	Answer	Bar	Response	%
1	1. Totally Disagree	<div></div>	223	40%
2	2.	<div></div>	129	23%
3	3.	<div></div>	134	24%
4	4.	<div></div>	53	10%
5	5. Totally Agree	<div></div>	16	3%
	Total		555	

Statistic	Value
Min Value	1
Max Value	5
Mean	2.12
Variance	1.27
Standard Deviation	1.13
Total Responses	555

85. Please indicate how seriously you would view these issues as problems when speaking with international students:



#	Question	1. Serious Problem	2.	3.	4.	5. No Problem	Total Responses	Mean
1	Me understanding their English	60	172	166	107	50	555	2.85
2	Them understanding my English	47	172	195	100	41	555	2.85
3	Interpreting their facial expressions	15	77	161	158	144	555	3.61
4	Interpreting their behavior	19	91	174	169	102	555	3.44

Statistic	Me understanding their English	Them understanding my English	Interpreting their facial expressions	Interpreting their behavior
Min Value	1	1	1	1
Max Value	5	5	5	5
Mean	2.85	2.85	3.61	3.44
Variance	1.27	1.10	1.20	1.15
Standard Deviation	1.13	1.05	1.09	1.07
Total Responses	555	555	555	555

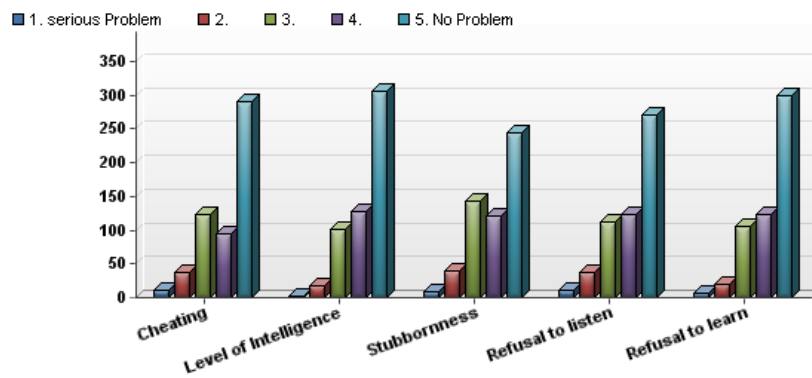
86. Other serious problems that I have noticed:

Text Response
Its just hard to communicate with them at all. They are in a new place where they have no idea how we act on a daily basis.
I haven't really noticed any.
As an RA, I have noticed that a lot of international students disregard all floor meeting reminders and think it doesn't pertain to them when it obviously does.
For me, it's getting the opportunity to speak with them. I've had few classes with any of them during my time at UNK.
English is virtually the only problem I've had and by far the biggest issue.
They are embarrassed because of how they speak English.
They seem to be stuck in the bubble of those speaking their native language.
N/A
N/A
None
Not Applicable
Following some rules and standards
n/a
alot of american students are ignorant and racist
They don't like to talk during class.
They are RUDE!!!!!!
None
They aren't held to the same academic standard as us.
None
None
I worry they are talking bad about me to their friends
Americans make virtually no effort to try to understand other cultures.
None that I can think of.
Your question - I think I would socialize with international students if ... Very poor selection of multiple choice answers - I had to pick one or I couldn't continue the survey - I do not like the answer I chose - Having served in the military, I have no problem talking to people from other countries, I find it very interesting in fact
none
UNK students not having patience when it comes to the understanding of international students
While working in groups, some international students writing skills are below Americans. This is understandable but makes group work difficult.
Classrooms are separated into Americans and Non-Americans.
No international communtiy
na
I have not noticed any other serious problems.
International students not understanding what is considered flirting in America.
International students don't necessarily seem interested in interacting with American students and speaking English. They often associate together, speak their native language, and do not partake in typical American culture and customs.
None
Getting intertentional students to say hello back and help start a conversation
None
... Problem is these answers are so variable... I have a foreign exchange roommate now who speaks amazing English but I also knew another one last year who greatly struggled
Not recognizing American 'norms', it comes off rude and disrespectful.
N/A
They're always running or in a big hurry so it is hard to get them to slow down for a conversation.
A Korean girl told me that it is easier to make friends with other Koreans because of the language barrier, but I think it is still easy to make friends with international students if one acts genuinely and kindly with them and is patient with their English.
None
None
Embarrassment about having to repeat things if those things aren't understood the first time
lateness or timing
None
They prefer to hang out in their own groups from where they are from instead of approaching American students.
None
Nothing
n/a

They just agree with what you say if they do not understand.
na
Very disrespectful of roommate agreements, loud and inconsiderate
none
They use the language barrier to pretend they don't understand english when it isn't to their benefit. They don't follow rules at all in the dorms and the RA's refuse to do anything about it because "they're not from here so they don't know any better"
Na
None
n/a
N/A
They say they understand and leave but come back not knowing what we discussed before, if they don't understand I am willing to stay until we are all on the same page.
I just have a very difficult time understanding their accents, and I feel really guilty having to ask them to repeat themselves multiple times.
they come across as rude when bumping into someone and are not mindful of other pedestrians when on a bicycle. I have almost been ran over!
Slang words seem to be a big problem; international students do not understand the social meaning.
Sometimes I notice that international students enjoy to mainly be around those who share their culture, and it makes me think that it may be because they don't feel completely welcomed by American Native citizens.
nothing
Some know little English and it leads to misunderstanding of ideas and goals.
They tend to be very shy
My Roommate didn't speak much english at all it was difficult but we adjusted.
Understanding each other's humor and/or sarcasm.
They don't listen closely and just guess at what I said.
none really
None.
n/a
Most International students are very quite so even if we could understand them, we can't really hear them.
They do not have a good concept of being on time or manners involving being late. My conversation partner is always late even when I call to remind her and cancels last minute all the time and never apologizes for wasting my time.
This survey is loaded to be racist...
none
Cultural differences between foreign nationalities. e.g. Japanese students not liking Chinese students.
None
I don't think these are serious problems, just challenges to be overcome with compassion and effort on both sides. I am an online student, working adult, so I don't interact on campus at all.
They seem to smoke more, or at least less considerably (such as in high traffic areas) than American students.
International students seem to be intimidated by American students and don't have the confidence to initiate conversation. Also many international student have the idea that American students don't like them or want them here. That may be a reason that they don't have the confidence to talk to American students. Maybe there should be some culturally diverse classes oriented towards the education of the people and culture that these international student are from.
None. I am not an on-campus student.
None
I feel that they don't understand what the professors are asking them therefore they don't talk during class discussions.
none
Body language
No other serious problems noticed.
Cleanliness
No serious problems at all.
none
When two international students were fighting, and the male student was pulling on a female student's arm while she tried to get away, no one stopped to intervene. They were right beside an entrance to a main classroom building, a teacher was standing and watching and felt powerless to do anything. I asked if we should call UNK security. The teacher said it would take too long for them to arrive. I wish I had stepped in and taken them to the counseling center.

Statistic	Value
Total Responses	92

87. How would you rank these behaviors among "most International students":



#	Question	1. serious Problem	2.	3.	4.	5. No Problem	Total Responses	Mean
1	Cheating	10	38	123	94	290	555	4.11
2	Level of Intelligence	3	17	102	128	305	555	4.29
3	Stubbornness	9	40	142	120	244	555	3.99
4	Refusal to listen	11	37	113	124	270	555	4.09
5	Refusal to learn	7	20	105	123	300	555	4.24

Statistic	Cheating	Level of Intelligence	Stubbornness	Refusal to listen	Refusal to learn
Min Value	1	1	1	1	1
Max Value	5	5	5	5	5
Mean	4.11	4.29	3.99	4.09	4.24
Variance	1.17	0.82	1.13	1.13	0.93
Standard Deviation	1.08	0.91	1.06	1.06	0.96
Total Responses	555	555	555	555	555



88. Other serious problems that I have noticed:

Text Response
They are great students and they get their work done. Most often their work is done before American students.
attending class on time
Again, I have not noticed any.
Always late to class, it seems.
not applicable to me
I've noticed a lot of international students are timid to make American friends as some Americans tend to intimidate them.
They do not ask for help if there is something they are confused about, they continue not to participate.
I'm a biology major and to be honest there are not that many international students in my classes.
N/A
N/A
None
Not Applicable
n/a
n/a
They do seem to spend a lot of time on translators in class, and I'm not sure if all of that time is spent looking up words. I think they may be playing games or something.
None
They are extremely rude, they never hold doors open, they don't know "personal space", they never say sorry when they run into you
None
On phones or Ipads all the time
None
none
.
None
Americans make virtually no effort to try to understand other cultures.
International students forming cliques.
None? I think most international students are eager to succeed in their academics here, and they try very hard to listen and learn.
none
None
copy and pasting.
This isn't a problem but to me, the international students either work harder or a similar level as domestic students.
N/A
none
na
I have not seen other problems.
Many of them in my classes do not complete their homework by the due date.
Personal space, they don't know how to respect it
None.
N/A
n/a
None
None as this time
None
-
They talk so loud it disrupts classes and most of them do not want to even listen to Americans including teachers. They also do not want to show up to classes ever which is disrupting.
Some take advantage of the extra help/support they receive from the University
N/A
None that come to mind
none
None
non
None
They don't seem to try

Students from the same place (ex. China) stay together. This makes meeting them intimidating.
None
Nothing
n/a
na
Do not respect other people's property
none
Foreign students are very rude and if they don't want to listen to you they just act like they can't understand you and just nod everything off so they can continue doing whatever they want.
NA
None
n/a
N/A
I think differences in language make it more difficult for them because they have to learn the course material while trying to interpret .
texting during class (not using a translator device)
Late to class most of the time.
I have only ever had one bad experience with an International student when it comes to their stubbornness and it was during our time together as conversation partners. We had had some communication problems (all of us, not just the International students) on the time and day of our meetings, and when I had missed our meeting because of a lack of communication from my other group members, my partner called me and asked where I was, and when I told her that I had contacted all of my group members and none of them had responded, she told me that she didn't have time for that and that she had better things she could be doing with her time. I felt as if I was handling the situation well, and I did not understand why she was acting in that way. It would have been more conducive if we could have communicated better.
Nothing
none
none
N/A
Many international students keep to themselves.
Class attendance
Talking during class
They can be very shy, but it is understandable for the huge culture change
none
None.
n/a
nA
None
We already have too many international students, it's hard to understand them as well as them to understand us.
Unwillingness to integrate into the American Community provided to them (Chinese, and Japanese students)
laziness
Level of English in upper level science courses. Koreans in my Biochemistry II class can barely speak English and are performing poorly because of it. This is not a universal problem though. The Korean in my Spanish class has the second highest grade to my knowledge.
none
It's not a lot of fun to be in a classroom where one international student does not understand what the teacher is saying, because then it just holds up progress. But I also understand why they have to help them .
n/a
None
My experience with international students currently is online. I see no difference in their willingness to learn or their integrity from that of US students. My perception as an undergrad 25 years ago and today is that international students are equal to or more serious about their studies than american students.
None.
Some teachers need to be considerate that having English as a second language makes it more difficult to learn. Way to many teachers expect them to learn just as fast as American students. Also Tommy Eshleman says that international students can't have translators in his class. Maybe his \$70,000 salary should take a hit on that one.
when in a group majority of the work was done by non international students. The international student only participated in the presentation and none of the preparation work
N/a
None
none
Knowing when to stop studying so much
No other serious problems noticed.
I don't feel qualified to rank students that I don't know on their level of cheating, intelligence, stubbornness, etc.
N/A

This table has more than 100 rows. [Click here to view all responses](#)

Statistic	Value
Total Responses	101

89. The President of the University of Nebraska has called for doubling the number of international students at the University. If this were to happen, the biggest challenge for me would be:

Text Response
Helping educate the Nebraska population how this would be a benefit.
Language
None.
How to integrate them into our lives without them losin any of their individual culture
Housing
None, graduate in May
None.
Seems to be somewhat arbitrary to 'double' ... based on what ? If they are to integrate why is there enrollment requiring special consideration.
Learning their culture
getting used to having them in a lot more classes.
Scholarship money
Not a problem
Nothing.
I'd feel completely out of place! I think the new major language would be different form English. I do not think it would be fair to have to learn a whole new language for us to interact with other students.
I don't think there would be an added challenge.
Getting to know all of the students.
not applicable to me
Simply the availability of resources.
Getting to know them
None. I would more than welcome that initiative. I think the more diversity the better.
Communicating because they might not speak English very well.
Communications among students, and culture issues
They are absent and late to classes fairly often, particularly in music classes this s a problem, it holds the entire group back.
Finding time to be their friend!
Over taking American population
Hard to work and study because it can be a challenge to work with people who don't understand English which then don't understand the assignment.
Redeiving time from professors outside of the classroom
Just getting used to having more here. I know that there is only a fraction of international students here now, but I notice them more so I feel that I would think there was a whole ton more international students then there actually really is.
Communicating
patience. Sometimes extra time is dass is taken to clarify something that international students don't understand.
no
I think that is a great idea. I hope they get a variety of students from differents areas around the globe.
Communicating with dassmates.
Having enough housing and parking
None
Understanding them speak
Being the minority
the amount of space for this many students. This would decrease the number of American students who could attend UNK.
The international students may be more likely to only socialize with people from their country rather than branching out.
Space
My only concern would be whether the school could hold that many students.
Communicating when they first get here.
the number of people
None.
The dass atmosphere. Typically international students do not participate in discussion.
the increase likelihood that it would be more difficult comm unicationg with students on campus.
To go here. The international students do not go out of their way to befriend Americans. No matter how many times I smile at them or attempt to say hi, I receive no response of any kind.
No challenge
Understanding them

I don't know
communication
understanding their English and their culture and nonverbal communication
Being nice to them , not judging them
Attention from professors
Finding where to live and work
Nothing, I don't have a problem with it.
I feel like teacher would be stunted in how easily they could teach other students, if they have to slow down for the international students.
Recruiting students from Nebraska and the small towns like we currently do. People already shy away due to the number.
Communicating with them
Staying at UNK
Feeling like a minority in my own country, and in all of my classes.
Getting scholarships
Not understanding what they are saying if we have to work in the same group
none that I can see
going out of my comfort zone and talking to new people
Making friends of my same race.
Getting used to the "diques"
Understanding their culture and actions.
nothing
Understanding the people around me.
I would rather not have more than 30 people in a class
I feel like I would be a minority.
get around them on sidewalks
I would love that!
That they are already taking over our campus, there isn't enough housing for students as it is. It will make the teachers have to give even more special treatment.
finding english speaking friends
Language Barrier
Understanding and helping them in classes.
Finding parking
Working on academic projects with a greater number of international students.
Housing
Meeting them
Understanding the students
I think the biggest challenge for me would be keeping track of the names/faces of all the international students I would meet. One of the issues I've found when it comes to getting to know international students is the fact that, although we have the opportunity to meet so many, they often only stay for one or two semesters and then a new group of people comes in to stay for a similar time period. If the number of international students were to double but the population of international students staying for over a year were not to double, I think I would face the same challenge I face now in getting to know them, but it would be more extreme.
Staying connected and remembering their names.
Having more international students in my classes
To make more friends.
Socialization
Adapting to their culture
There are already so many international students!
to make sure I'm still getting the best education for the large amount of money that I pay to go here.
trying to understand them and have to be a roommate with them
As an RA, trying to get my domestic students to interact with international students.
Raising enrollment. I chose UNK because it was small
Housing for them
Feeling like I fit in and making friends, especially when it's hard to communicate with them.
language barriers
the need to walk on the right side on the sidewalk and walk faster
It would be hard for me to accept that fact that my school would not be able to support as many citizen-born Americans into a Nebraska college.
Finding effective ways to reach out to them on a personal level and not feel judged by them as being an arrogant American

**This table has more than 100 rows. [Click here to view all responses](#)**

Statistic	Value	93
-----------	-------	----

Total Responses	295
-----------------	-----

90. To meet this challenge, I would probably have to:

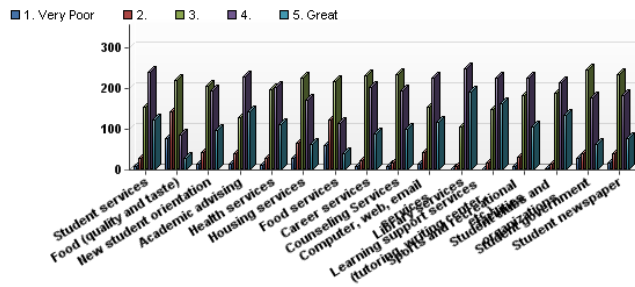
Text Response
Study More
Attend more events and make more of an effort to understand their culture
Change nothing. I sometimes feel as though I am out numbered by them already. I would like it if their were more from countries other than Asian countries.
Get involved in their organizations
talk to them morw, get to know their culture.
It is not a challenge.
I'd have to learn another language on top of the things I have to learn for my major.
I'd probably be forced to make friends with more of them, which would be just fine.
Initiate the conversation with them all rather than let them approach me.
not applicable
Be as prepared as possible.
Talk to them first
There would be no challenge at all for me.
Use short and simple words.
Staff members need to explain and reiterate the importance of their attendance, and the possibility of adverse effects on their grades if persistence absence reoccurs.
educate students to be more open and willing to learn about their culture. They do not have to change their ways, but do need to respect internationals
Manage my time
Leave campus
Do a lot more of the work by myself or take extra time to teach them.
Schedule my time better
Keep in mind the small fraction of international students who are actually attending UNK.
Learn basics of foreign language
Just remind myself how hard it would be for myself if I were in another country and learning another language.
Expand my comfort zone.
Leave earlier for class
Nothing, I would not have a problem.
Practice
Adjust to and accept the situation
continue living off campus, but I don't mind.
Make sure each student is entering in to a variety of fields rather than all of them being the same major.
Pay more
Change schools if there was not room for me here.
Utilize translation technology better
I'm not really sure
Step up my own class discussion skills and ask open ended questions.
be more patient.
Avoid doing things on campus, its overwhelming to be in a large group of international students and you cant understand their language.
Work harder on listening better
I don't know
learn languages
learn about their culture and communication patterns
Talk to them, get to know them
Attend a different university
Work off campus
Talk to other residents to help them be more accepting.
I wouldn't have to do anything different, but there is a stigma that would come with more international students.
Leave UNK
Unknown
learn their language
Reach out and talk to them.
Communicate with more international students.
learn about them

Learn more about their culture
Stick to my major specific classes
From my observation and experience, international students like to socialize inside their own groups, which don't include American students. I am stuck at UNK, so I would not be able to adjust to this situation. However, I would point out to prospective students, that there are many international students who have many different beliefs, attitudes, and lifestyles.
walk faster
move off campus
Speak clearer
Work on learning parts of their language and help them with their English.
Ride my motorcycle.
Become a leader for projects I am involved in.
Live off campus
Make an effort by going to conversations tables
Focus on them more
I would probably just have to make more of an effort to spend time with the international students, inviting them to different events and participating in things like Conversation Tables.
Keep a contact list with names and a picture
Work more with international students
Be more outgoing
Be more willing to interact with them.
transfer
have no due
Plan these interactions at first, and hopefully they would become friends and make routines of hanging out with each other.
Reconsider a smaller institution if I were in high school
Build more housing
Learn their language, which I think maybe a workshop for students to learn common phrases or words would be fun and useful.
be patient
The faculty and staff would have to address this issue, without raising tuition.
Become more culturally sound and just be open to working through the language barriers
enjoy it a ton!
Be in college longer
Try really
won't affect me, I am graduating
change my social behavior with international students
learn a new language
Go through the process of renovating current facilities (not just housing). For example, the Fine Arts Department has far outgrown their building. There is very little space for growth for a department that is frankly growing rapidly.
Talk to more of them!
learn a foreign language
N/A
try to make more friends with international students
introduce myself more.
I think I would maybe just be aware of eir presence and be extra willing to go out of my to help them.
na
Learn more about them
step outside of my comfort zone
do nothing
try harder to learn how to say their names or ask them if they have a different version of it that I could pronounce better.
learn more about their culture to spark conversation.
Providing classes, like a portal class perhaps.
Enroll as soon as possible.
be patient
This table has more than 100 rows. <a href="#">Click here to view all responses</a>

Statistic	Value
Total Responses	236



91. Please rate the quality of these services or facilities available at UNK



#	Question	1. Very Poor	2.	3.	4.	5. Great	Total Responses	Mean
1	Student services	8	29	154	241	123	555	3.80
2	Food (quality and taste)	76	144	221	86	28	555	2.72
3	New student orientation	13	43	207	195	97	555	3.58
4	Academic advising	15	39	129	230	142	555	3.80
5	Health services	12	30	198	204	111	555	3.67
6	Housing services	28	65	226	172	64	555	3.32
7	Food services	61	122	217	115	40	555	2.91
8	Career services	9	22	231	204	89	555	3.62
9	Counseling Services	9	18	235	194	99	555	3.64
10	Computer, web, email services	15	43	154	226	117	555	3.70
11	Library services	1	8	106	248	192	555	4.12
12	Learning support services (tutoring, writing center, etc.)	1	16	150	225	163	555	3.96
13	Sports and recreational facilities	8	31	183	227	106	555	3.71
14	Student clubs and organizations	4	14	189	215	133	555	3.83
15	Student government	29	40	245	178	63	555	3.37
16	Student newspaper	18	41	235	183	78	555	3.47

Statistic	Student services	Food (quality and taste)	New student orientation	Academic advising	Health services	Housing services	Food services	Career services	Counseling Services	Computer, web, email services	Library services	Learning support services (tutoring, writing center, etc.)	Sports and recreational facilities	Student clubs and organizations	Student government	Student newspaper
Min Value	1	1	1	1	1	1	1	1	1	1	1	1	1	1	1	1
Max Value	5	5	5	5	5	5	5	5	5	5	5	5	5	5	5	5
Mean	3.80	2.72	3.58	3.80	3.67	3.32	2.91	3.62	3.64	3.70	4.12	3.96	3.71	3.83	3.37	3.47
Variance	0.80	1.09	0.89	0.98	0.86	0.99	1.15	0.74	0.75	0.95	0.60	0.70	0.79	0.72	0.92	0.87
Standard Deviation	0.89	1.04	0.94	0.99	0.93	0.99	1.07	0.86	0.87	0.98	0.77	0.83	0.89	0.85	0.96	0.93
Total Responses	555	555	555	555	555	555	555	555	555	555	555	555	555	555	555	555